

**THE EVANGELICAL FELLOWSHIP OF INDIA COMMISSION ON RELIEF**  
**REGD OFFICE: 1305, BRIGADE TOWER, 135, BRIGADE ROAD, BENGALURU - 560 025**  
**FOREIGN CONTRIBUTION BALANCE SHEET AS AT MARCH 31, 2024**

As on 31.03.2023 (Rs.)	LIABILITIES	SCH	As on 31.03.2024 (Rs.)	As on 31.03.2024 (Rs.)	ASSETS	SCH	As on 31.03.2024 (Rs.)
23,089,378.09	<b>General Fund</b>	<b>A</b>	22,645,419.54		<b>Fixed Assets</b>		
6,169,079.24	<b>Asset Replacement Fund</b>	<b>B</b>	9,125,329.24	20,573,064.68	Organisational	<b>K</b>	23,194,030.02
3,562,080.00	<b>Endowment Fund</b>	<b>C</b>	3,623,737.00	6,153,756.33	Project	<b>K</b>	5,563,093.68
6,153,756.33	<b>Project Asset Fund</b>	<b>D</b>	5,563,093.68				
	<b>Emergency Relief Fund</b>	<b>E</b>	1,500,000.00				
	<b>Restricted Funds</b>	<b>L</b>			<b>Current Assets &amp; Loans &amp; Advances</b>		
10,192,752.55	Awareness Camps / Seminars / Workshops / Meetings / Conference		16,143,449.60	1,478,416.07	Advances / Deposits	<b>G</b>	3,535,997.03
10,647,315.54	Rural Development		17,410,048.15	751,614.27	Amounts Receivable	<b>H</b>	802,833.68
21,218,938.65	Relief / Rehabilitation for Victims of Natural Calamities		14,166,625.60				
	<b>Current Liabilities</b>	<b>F</b>			<b>Cash &amp; Bank Balances</b>		
484,873.00	Amounts Payable		876,803.00	646,832.35	With Scheduled Banks	<b>I</b>	1,346,971.99
				15,524,116.30	- In Current Account	<b>I</b>	6,306,474.41
				36,390,373.40	- In Saving Bank Account	<b>J</b>	50,305,105.00
					- Fixed Deposits		
<b>81,518,173.40</b>			<b>91,054,505.81</b>	<b>81,518,173.40</b>			<b>91,054,505.81</b>


Significant Accounting Policies and Notes to Accounts - Schedule 'M'  
Schedule A to M form an integral part of the Balance Sheet


In terms of our separate report of even date  
For KAMG & ASSOCIATES  
Chartered Accountants  
Firm Regn. No. 311027E


Place: New Delhi  
Date : 27.07.2024

  
MR. BRIJ KISHOR PANDIT  
PARTNER  
Memb. No. 537368



  
DR. SANJAY PATRA  
CHAIRMAN  
EFICOR BOARD

  
MR. THAMPY MATHEWS  
TREASURER  
EFICOR BOARD

  
MR. MANGALAPUDI RAMESH BABU  
EXE. DIRECTOR / SECRETARY  
EFICOR BOARD

**THE EVANGELICAL FELLOWSHIP OF INDIA COMMISSION ON RELIEF**

REGD OFFICE: 1305, BRIGADE TOWER, 135, BRIGADE ROAD, BENGALURU - 560 025  
FOREIGN CONTRIBUTION INCOME & EXPENDITURE ACCOUNT FOR THE YEAR ENDED MARCH 31,2024

As on 31.03.2023 (Rs.)	Expenditure	Amount (Rs.)	As on 31.03.2024 (Rs.)	As on 31.03.2023 (Rs.)	Income	Amount (Rs.)	As on 31.03.2024 (Rs.)
	<b>Project / Programme Expenses</b>				<b>Project Grants</b>		
	<b>Restricted Funds</b>				<b>Restricted Funds</b>		
	<b>Awareness Camps / Seminars / Workshops / Meetings / Conference</b>				<b>Awareness Camps / Seminars / Workshops / Meetings / Conference</b>		
9,096,955.90	- Peace Building	9,611,792.69		10,267,681.00	- Peace Building	10,423,564.01	
18,538,370.10	- Capacity Building	20,186,857.76		21,852,321.00	- Capacity Building	26,306,844.49	
622,939.20	- Resource Mobilisation	1,725,796.00	31,524,446.45	1,822,092.00	- Resource Mobilisation	646,319.00	37,376,727.50
	<b>Rural Development</b>				<b>Rural Development</b>		
30,032,074.91	- Food Security	32,153,305.79		32,681,672.00	- Food Security	40,162,259.00	
28,960,755.31	- Public Health	27,846,138.47		26,073,610.00	- Public Health	30,746,296.00	
4,127,495.28	- Urban Poverty	5,787,049.10	65,786,493.36	5,133,614.50	- Urban Poverty	4,812,710.00	75,721,265.00
	<b>Relief / Rehabilitation for victims of Natural Calamities</b>				<b>Relief / Rehabilitation for victims of Natural Calamities</b>		
59,714,279.16	- Humanitarian Response	65,938,822.11		63,650,758.50	- Humanitarian Response	58,313,514.73	
7,524,044.40	- Anti Human Trafficking	2,565,851.00	68,504,673.11	6,043,350.00	- Anti Human Trafficking	3,807,937.00	62,121,451.73
	<b>Non Restricted Funds</b>				<b>Non Restricted Funds</b>		
6,397,459.38	- Project Administration		1,012,955.91	252,321.00	- Project Administration		485,635.00
	<b>Other Expenditure</b>				<b>Other Income:</b>		
	Depreciation	3,264,204.31			Bank interest	2,731,086.32	
1,335,087.71	Less: Depreciation pertaining to Project Assets	1,355,859.65	1,908,344.66	2,948,488.69	Misc. Income	891.00	
				96,527.00	Sale of Project Assets	313,591.00	3,045,568.32
4,480,943.34	Excess of Income over Expenditure c/d		10,013,734.06				
<b>170,830,404.69</b>			<b>178,750,647.55</b>	<b>170,830,404.69</b>			<b>178,750,647.55</b>
	<b>Surplus / Deficit appropriated to</b>						
	i) Restricted Funds			4,480,943.34	Excess of Income over Expenditure b/d		10,013,734.06
6,238,757.80	- Awareness Camps / Seminars / Workshops / Meetings / Conference	6,051,268.05					
1,153,916.49	- Rural Development	10,427,215.29					
2,737,424.94	- Relief / Rehabilitation for Victims of Natural Calamities	(6,052,362.34)	10,426,121.00				
(5,649,155.89)	ii) General Fund		(412,386.94)				
<b>4,480,943.34</b>			<b>10,013,734.06</b>	<b>4,480,943.34</b>			<b>10,013,734.06</b>

Significant Accounting Policies and Notes to Accounts - Schedule 'M'  
Schedule M forms an integral part of Income & Expenditure Account

In terms of our separate report of even date  
For KAMG & ASSOCIATES  
Chartered Accountants  
Firm Regn. No. 311027E

*Brij Kishor Pandit*

MR. BRIJ KISHOR PANDIT  
PARTNER  
Memb. No. 537368



*Dr. Sanjay Patra*

DR. SANJAY PATRA  
CHAIRMAN  
EFICOR BOARD

*Thampi Mathews*

MR. THAMPI MATHEWS  
TREASURER  
EFICOR BOARD

*Mr. Mangalapudi Ramesh Babu*

MR. MANGALAPUDI RAMESH BABU  
EXE. DIRECTOR / SECRETARY  
EFICOR BOARD

Place: New Delhi  
Date : 27.07.2024

## THE EVANGELICAL FELLOWSHIP OF INDIA COMMISSION ON RELIEF

REGD. OFFICE: 1305, BRIGADE TOWER, BRIGADE ROAD, BENGALURU - 560 025

### FOREIGN CONTRIBUTION RECEIPTS & PAYMENTS ACCOUNT FOR THE YEAR ENDED MARCH 31, 2024

As on 31.03.2023 (Rs.)	RECEIPTS	Amount (Rs.)	As on 31.03.2024 (Rs.)	As on 31.03.2023 (Rs.)	PAYMENTS	Amount (Rs.)	As on 31.03.2024 (Rs.)
16,531,403.00	<b>Opening Balance:</b>						
33,597,263.06	Cash at Bank	16,170,948.65					
	Fixed Deposits	36,390,373.40	52,561,322.05				
	<b>Project Grants</b>						
	<b>Restricted Funds</b>						
	<b>Awareness Camps / Seminars / Workshops / Meetings / Conference</b>						
10,267,681.00	- Peace Building	10,423,564.01		9,096,955.90			
21,852,321.00	- Capacity Building	26,306,844.49		18,538,370.10			
1,822,092.00	- Resource Mobilisation	646,319.00	37,376,727.50	622,939.20			
	<b>Rural Development</b>						
32,681,672.00	- Food Security	40,162,259.00		30,032,074.91			
26,073,610.00	- Public Health	30,746,296.00		28,960,755.31			
5,133,614.50	- Urban Poverty	4,812,710.00	75,721,265.00	412,7495.28			
	<b>Relief / Rehabilitation for victims of Natural Clamities</b>						
63,650,758.50	- Humanitarian Response	58,313,514.73		59,714,279.16			
6,043,350.00	- Anti Human Trafficking	3,807,937.00	62,121,451.73	7,524,044.40			
	<b>Non Restricted Funds</b>						
617,254.00	- Project Administration		1,597,715.27				
	<b>Other Receipts</b>						
	<b>Restricted Funds</b>						
252,743.00	Bank Interest on Savings Accounts		1,022,289.69	1,263,618.06			
	<b>Non Restricted Funds</b>						
1,888,663.60	Interest on Investment (FD)	1,156,424.65		181,869.00			
807,082.09	Interest on Savings Bank Accounts	552,371.98					
7,969.00	Misc. Income	891.00					
181,777.00	Sale of Project Assets / Organisational Assets	430,616.00	2,140,303.63	16,170,948.65			
				36,390,373.40			
<b>221,409,253.75</b>			<b>232,541,074.87</b>	<b>221,409,253.75</b>			<b>232,541,074.87</b>
					<b>Project / Programme Expenses</b>		
					<b>Restricted Funds</b>		
					<b>Awareness Camps / Seminars / Workshops / Meetings / Conference</b>		
					- Peace Building	9,611,792.69	
					- Capacity Building	20,186,857.76	
					- Resource Mobilisation	1,725,796.00	31,524,446.45
					<b>Rural Development</b>		
					- Food Security	32,153,305.79	
					- Public Health	27,846,138.47	
					- Urban Poverty	5,787,049.10	65,786,493.36
					<b>Relief / Rehabilitation for victims of Natural Clamities</b>		
					- Humanitarian Response	65,938,822.11	
					- Anti Human Trafficking	2,565,851.00	68,504,673.11
					<b>Non Restricted Funds</b>		
					- Project Administration	1,012,955.91	
					- Fixed Assets (Organisational)	4,646,335.00	5,659,290.91
					<b>Other Payments</b>		
					Loans / Advances / Deposits / Receivables	2,911,026.64	
					Endowment Fund	196,593.00	3,107,619.64
					<b>Closing Balance</b>		
					Cash at Bank	7,653,446.40	
					Fixed Deposits	50,305,105.00	57,958,551.40

Significant Accounting Policies and Notes to Accounts - Schedule M/  
Schedule M forms an integral part of Receipt & Payment Account

In terms of our separate report of even date  
For KAMG & ASSOCIATES  
Chartered Accountants  
Firm Regn. No. 311027E

Place: New Delhi  
Date : 27.07.2024

MR. BRIJ KISHOR PANDIT  
PARTNER  
Memb. No. 537368



DR. SANJAY PATRA  
CHAIRMAN  
EFICOR BOARD

MR. THAMPY MATHEWS  
TREASURER  
EFICOR BOARD

MR. MANGALAPUDI RAMESH BABU  
EXE. DIRECTOR / SECRETARY  
EFICOR BOARD

**THE EVANGELICAL FELLOWSHIP OF INDIA COMMISSION ON RELIEF**  
 REGD OFFICE: 1305, BRIGADE TOWER, 135, BRIGADE ROAD, BENGALURU - 560 025  
 FC - SCHEDULES TO BALANCE SHEET AS AT 31.03.2024

Schedule 'A'			(Rs.)	As at 31.03.2024 (Rs.)
As at 31.03.2023 (Rs.)	<b>General Fund:</b>			2,30,89,378.09
2,75,45,630.21	Opening Balance:			17,26,678.39
14,56,761.77	Add: Amount transferred from Restricted Funds			2,48,16,056.48
2,90,02,391.98	<b>Sub total</b>			
56,49,155.89	Less:	4,12,386.94		
-	Transferred from I & E Account	15,00,000.00		21,70,636.94
2,63,858.00	Amount Transferred to Emergency Relief Fund	2,58,250.00		21,70,636.94
59,13,013.89	Amount Transferred to Endowment Fund being bank interest			
2,30,89,378.09	<b>Sub total</b>			2,26,45,419.54
	<b>Closing Balance</b>			

Schedule 'B'			(Rs.)	As at 31.03.2024 (Rs.)
As at 31.03.2023 (Rs.)	<b>Asset Replacement Fund :</b>			61,69,079.24
40,16,579.24	Opening Balance:			29,56,250.00
21,52,500.00	Add: Utility Charges of own Assets			91,25,329.24
61,69,079.24	<b>Sub Total</b>			-
-	Less: Amount transferred to General Fund			91,25,329.24
61,69,079.24	<b>Closing Balance</b>			

Schedule 'C'			(Rs.)	As at 31.03.2024 (Rs.)
As at 31.03.2023 (Rs.)	<b>Field Staff Endowment Fund</b>			35,62,080.00
34,80,091.00	Opening balance			2,58,250.00
2,63,858.00	Add: Amount transferred from General Fund being bank interest			38,20,330.00
37,43,949.00	<b>Sub Total</b>			1,96,593.00
1,81,869.00	Less: Expenses incurred			36,23,737.00
35,62,080.00	<b>Closing Balance</b>			

Schedule 'D'			(Rs.)	As at 31.03.2024 (Rs.)
As at 31.03.2023 (Rs.)	<b>Project Asset Fund</b>			61,53,756.33
60,35,565.98	Opening balance:			10,78,788.00
18,35,878.00	Add: Project Assets purchased during the year			72,32,544.33
78,71,443.98	<b>Sub total</b>			
96,527.00	Less : Project Assets sold during the year	3,13,591.00		16,69,450.65
16,21,160.65	Less : Depreciation on project assets	13,55,859.65		55,63,093.68
61,53,756.33	<b>Closing Balance</b>			

Schedule 'E'			(Rs.)	As at 31.03.2024 (Rs.)
As at 31.03.2023 (Rs.)	<b>Emergency Relief Fund</b>			-
-	Opening balance:			15,00,000.00
-	Add: Transferred from General Fund			15,00,000.00
-	<b>Closing Balance</b>			

Schedule 'F'			(Rs.)	As at 31.03.2024 (Rs.)
As at 31.03.2023 (Rs.)	<b>Current Liabilities</b>			4,34,662.00
1,99,930.00	Amounts Payable:			4,30,325.00
2,80,331.00	TDS Deducted at Source			11,816.00
4,612.00	Staff Benefit			8,76,803.00
4,84,873.00	Payable Others - Donors			
	<b>Total</b>			



*[Handwritten signature]*

**THE EVANGELICAL FELLOWSHIP OF INDIA COMMISSION ON RELIEF**

REGD OFFICE: 1305, BRIGADE TOWER, 135, BRIGADE ROAD, BENGALURU - 560 025

FC - SCHEDULES TO BALANCE SHEET AS AT 31.03.2024

Schedule 'G'			
As at 31.03.2023 (Rs.)	<u>Advances / Deposits:</u>	(Rs.)	As at 31.03.2024 (Rs.)
	<u>(a) Advances:</u>		
2,05,159.78	Advance to Staff	13,09,362.03	
7,77,507.29	Advance to Others	17,47,086.00	30,56,448.03
	<u>(b) Deposits:</u>		
90,050.00	General Deposits	91,550.00	
3,91,000.00	Rental Deposits	3,75,000.00	
14,699.00	Telephone Deposits	12,999.00	4,79,549.00
<b>14,78,416.07</b>	<b>Total</b>		<b>35,35,997.03</b>

Schedule 'H'		
As at 31.03.2023 (Rs.)	<u>Amount Receivable:</u>	As at 31.03.2024 (Rs.)
2,09,906.00	TDS Receivable	4,31,238.13
5,41,708.27	Receivables - Others	3,71,595.55
<b>7,51,614.27</b>	<b>Total</b>	<b>8,02,833.68</b>



*[Handwritten signature]*

**THE EVANGELICAL FELLOWSHIP OF INDIA COMMISSION ON RELIEF**

REGD OFFICE: 1305, BRIGADE TOWER, 135, BRIGADE ROAD, BENGALURU - 560 025

FC - SCHEDULES TO BALANCE SHEET AS AT 31.03.2024

Schedule 'I'				
Cash & Bank Balances				
As at 31.03.2023 (Rs.)	Name of Bank	Place	Account No.	As at 31.03.2024 (Rs.)
-	<b>Cash</b>			-
	<b>In Current Account (a)</b>			
5,25,376.35	State Bank of India	Dist. Centre, Janakpuri New Delhi	32453171097	10,52,417.89
1,21,456.00	Indian Bank	Hari Nagar, New Delhi	640958223	2,94,554.10
<b>6,46,832.35</b>	<b>Sub Total (a)</b>			<b>13,46,971.99</b>
	<b>In Savings Bank Account ( b )</b>			
3,37,914.55	C.B.I, Bolangir	Balangir, Orissa	3675570120	-
5,25,445.19	Kotak Mahidra Bank	Janakpuri, New Delhi - 58	1211172388	15,62,803.19
53,56,977.85	Kotak Mahindra Bank - FC	Janakpuri, New Delhi - 58	6112899594	70,864.55
27,99,632.74	Kotak Mahidra Bank	Janakpuri, New Delhi - 58	6113812929	-
3,55,571.12	Punjab National Bank	Pakur, Jharkhand State	6120000100020017	6,64,936.02
6,86,046.06	State Bank of India-FCRA	11, Sansad Marg, New Delhi - 110001	40033878514	59,452.16
5,16,455.50	State Bank of India	Bengaluru, Karnataka State	64214225664	2,00,188.50
1,25,423.36	State Bank of India	Barwani, M.P State	'34994471341	1,19,412.18
-	State Bank of India	Samrudhi YFD, Bhadrachalam	42270626366	6,75,435.50
3,04,247.30	State Bank of India	Pratapgarh, Rajasthan State	37076646259	-
	ICICI Bank	Janakpuri, ND-58	008701053579	86,092.70
-	ICICI Bank	Janakpuri, ND-58	008701053526	1,63,283.00
2,73,051.84	ICICI Bank	Janakpuri, ND-58	008701052546	1,76,825.28
2,37,410.34	ICICI Bank	Janakpuri, ND-58	008701052676	2,04,311.44
56,462.00	ICICI Bank	Janakpuri, ND-58	008701052949	2,34,735.00
1,38,217.94	ICICI Bank	Janakpuri, ND-58	008701052655	40,792.68
2,30,511.00	ICICI Bank	Janakpuri, ND-58	008701052487	7,364.00
5,44,218.00	ICICI Bank	Janakpuri, ND-58	008701052503	65,172.00
6,52,180.49	ICICI Bank	Janakpuri, ND-58	008701052711	6,53,181.83
2,09,521.68	ICICI Bank	Janakpuri, ND-58	008701052558	1,812.00
3,46,101.64	ICICI Bank	Janakpuri, ND-58	008701053102	93,521.52
9,64,151.38	ICICI Bank	Janakpuri, ND-58	008701053247	2,87,010.58
3,24,273.02	ICICI Bank	Janakpuri, ND-58	008701052550	68,608.14
1,47,748.94	ICICI Bank	Janakpuri, ND-58	008701052555	1,73,471.42
48,825.52	ICICI Bank	Janakpuri, ND-58	'008701053038	6,557.68
2,47,480.40	ICICI Bank	Janakpuri, ND-58	008701053055	3,64,639.80
96,248.44	ICICI Bank	Janakpuri, ND-58	008701053309	99,122.56
-	ICICI Bank	Janakpuri, ND-58	008701053324	2,26,880.68
<b>1,55,24,116.30</b>	<b>Sub Total ( b )</b>			<b>63,06,474.41</b>
<b>1,61,70,948.65</b>	<b>Grand Total (a+b)</b>			<b>76,53,446.40</b>



*[Handwritten signature]*

**THE EVANGELICAL FELLOWSHIP OF INDIA COMMISSION ON RELIEF**

REGD OFFICE: 1305, BRIGADE TOWER, 135, BRIGADE ROAD, BENGALURU - 560 025

FC - SCHEDULES TO BALANCE SHEET AS AT 31.03.2024

Schedule J'				
Fixed Deposit				
As at 31.03.2023 (Rs.)	Name of Bank	Term Deposit Number	Date of Maturity	As at 31.03.2024 (Rs.)
12,04,542.00	DCB	31125200019682	12.06.2025	10,59,106.00
	RBL Bank, Janakpuri, New Delhi - 58	709018868182	03.06.2025	52,91,294.00
95,56,424.00		Closed Fixed Deposits		-
-		016538400000953	23.07.2025	50,00,000.00
-		016538400000963	23.07.2025	50,00,000.00
-		016538400000973	23.07.2025	50,00,000.00
-		016538400000983	23.07.2025	50,00,000.00
10,29,348.10		016540400096870	20.08.2024	10,86,003.00
10,29,348.10		016540400097084	20.08.2024	10,80,776.40
10,29,348.10		016540400097094	20.08.2024	10,84,804.10
10,29,348.10		016540400097107	20.08.2024	10,84,804.10
10,29,348.10		016540400097117	20.08.2024	10,84,804.10
10,29,348.10		016540400097127	20.08.2024	10,84,804.10
10,29,348.10		016540400097137	20.08.2024	10,84,804.10
10,29,348.10		016540400097147	20.08.2024	10,84,804.10
10,29,348.10		016540400097157	20.08.2024	10,84,804.10
10,29,348.10		016540400097167	20.08.2024	10,84,804.10
10,34,242.00	YES Bank, 54-B, B1	016540400097200	20.08.2024	10,89,747.30
10,34,221.20	BLOCK, Community Centre, Janakpur, New Delhi - 110058	016540400097210	20.08.2024	10,89,727.10
10,34,322.40		016540400097220	20.08.2024	10,89,640.30
10,34,322.40		016540400097230	20.08.2024	10,89,640.30
10,34,322.40		016540400097240	20.08.2024	10,89,640.30
10,40,380.80		016540400097250	20.08.2024	10,96,023.10
10,40,380.80		016540400097260	20.08.2024	10,96,023.10
10,42,070.80		016540400097270	20.08.2024	10,97,803.50
10,40,380.80		016540400097280	20.08.2024	10,96,023.10
10,38,692.50		016540400097290	20.08.2024	10,94,245.40
10,40,380.80		016540400097300	20.08.2024	10,96,023.10
10,25,350.30		016540400097925	11.09.2024	10,84,956.20
41,01,401.20		Closed Fixed Deposits		-
<b>3,63,90,373.40</b>		<b>Grand Total</b>		<b>5,03,05,105.00</b>



L

**THE EVANGELICAL FELLOWSHIP OF INDIA COMMISSION ON RELIEF**  
**REGD OFFICE: 1305, BRIGADE TOWER, 135, BRIGADE ROAD, BENGALURU - 560 025**  
**FOREIGN CONTRIBUTION SCHEDULE TO THE BALANCE SHEET AS AT 31.03.2024**

**Fixed Assets**

**Schedule 'K'**

<b>a. Organisational Assets :</b>										
#	ASSET	W.D.V as at 01.04.2023 (Rs.)	Additions During the year 1st Half (Rs.)	Additions During the year 2nd Half (Rs.)	Total Addition during the year	Transfer / Sale during the year (Rs.)	Total as at 31.03.2024 (Rs.)	Rate of Depreciation	Depreciation for the year (Rs.)	W.D.V as at 31.03.2024 (Rs.)
1	BUILDING	1,280,281.81			-		1,280,281.81	10%	128,028.18	1,152,253.63
2	LAND - DELHI	13,820,000.00			-		13,820,000.00		-	13,820,000.00
3	FURNITURE & FITTINGS	1,062,966.69	235,865.00	2,499.00	238,364.000	6,747.00	1,294,583.69	10%	129,333.42	1,165,250.27
4	EQUIPMENT	758,660.20	266,688.00	14,871.00	281,559.000	(4,800.00)	1,045,019.20	15%	155,637.56	889,381.64
5	COMPUTERS	882,362.70	700,629.00	268,910.00	969,539.000	(5,108.00)	1,857,009.70	40%	690,484.33	1,166,525.37
6	VEHICLES	2,768,793.28	2,036,120.00	1,120,753.00	3,156,873.000	120,186.00	5,805,480.28	15%	804,861.17	5,000,619.11
	<b>TOTAL (a)</b>	<b>20,573,064.68</b>	<b>3,239,302.00</b>	<b>1,407,033.00</b>	<b>4,646,335.000</b>	<b>117,025.00</b>	<b>25,102,374.68</b>		<b>1,908,344.66</b>	<b>23,194,030.02</b>
<b>b. Project Assets :</b>										
#	ASSET	W.D.V as at 01.04.2023 (Rs.)	Additions During the year 1st Half (Rs.)	Additions During the year 2nd Half (Rs.)	Total Addition during the year	Transfer / Sale during the year (Rs.)	Total as at 31.03.2024 (Rs.)	Rate of Depreciation	Depreciation for the year (Rs.)	W.D.V as at 31.03.2024 (Rs.)
1	FURNITURE & FITTINGS	804,809.50	74,306.00	87,589.00	161,895.00	41,933.00	924,771.50	10%	89,294.06	835,477.44
2	EQUIPMENT	2,546,017.84	228,709.00	330,934.00	559,643.00	54,358.00	3,051,302.84	15%	435,761.21	2,615,541.63
3	COMPUTERS	1,445,899.54	112,150.00	245,100.00	357,250.00	52,510.00	1,750,639.54	40%	651,968.46	1,098,671.08
4	VEHICLES	1,357,029.45			-	164,790.00	1,192,239.45	15%	178,835.92	1,013,403.53
	<b>TOTAL (b)</b>	<b>6,153,756.33</b>	<b>415,165.00</b>	<b>663,623.00</b>	<b>1,078,788.000</b>	<b>313,591.00</b>	<b>6,918,953.33</b>		<b>1,355,859.65</b>	<b>5,563,093.68</b>
	<b>GRAND TOTAL (a) + (b)</b>	<b>26,726,821.01</b>	<b>3,654,467.00</b>	<b>2,070,656.00</b>	<b>5,725,123.00</b>	<b>430,616.00</b>	<b>32,021,328.01</b>		<b>3,264,204.31</b>	<b>28,757,123.70</b>



*[Handwritten Signature]*



**THE EVANGELICAL FELLOWSHIP OF INDIA COMMISSION ON RELIEF**  
**REGD OFFICE: 1305, BRIGADE TOWER, 135, BRIGADE ROAD, BANGALORE - 560 025**  
**Foreign Contribution Schedule to the Balance Sheet as at March 31, 2024**  
**Schedule 'L'**

**Restricted Funds**

PROGRAMMES	OPENING BALANCE AS ON 01.04.2023	AMOUNT OF INCOME / RECEIPTS DURING THE YEAR	BANK INTEREST ALLOCATED	AMOUNT OF EXPENDITURE / PAYMENT DURING THE YEAR	AMOUNT TRANSFERRED TO ASSET REPLACEMNT FUND	TRANSFERRED FROM / TO GENERAL FUND	OTHER ADJUSTMENTS	CLOSING BALANCE AS ON 31.03.2024
	(Rs.)	(Rs.)	(Rs.)	(Rs.)	(Rs.)	(Rs.)	(Rs.)	(Rs.)
Awareness Camps / Seminars / Workshops / Meetings / Conference	10,192,752.55	37,376,727.50	198,987.00	31,524,446.45	(185,000.00)	84,429.00		16,143,449.60
Rural Development	10,647,315.54	75,721,265.00	492,443.65	65,786,493.36	(1,986,250.00)	(1,678,232.68)		17,410,048.15
Relief / Rehabilitation for Victims of Natural Calamities	21,218,938.65	62,121,451.73	330,859.04	68,504,673.11	(785,000.00)	(132,874.71)	(82,076.00)	14,166,625.60
<b>Grand Total</b>	<b>42,059,006.74</b>	<b>175,219,444.23</b>	<b>1,022,289.69</b>	<b>165,815,612.92</b>	<b>(2,956,250.00)</b>	<b>(1,726,678.39)</b>	<b>(82,076.00)</b>	<b>47,720,123.35</b>
Previous Year Total	35,538,169.28	167,525,099.00	1,221,914.49	158,616,914.26	(2,152,500.00)	(1,456,761.77)	-	42,059,006.74



2