

SEEDS OF IMPACT



ANNUAL REPORT 2023 - 2024

CONTENTS

CONTENTS	PAGE
About EFICOR	4
Our Area of Work	6
Executive Director's Message	8
Greetings from Supporting Partners	9
Our Impact	10
Livelihood and Food Security	10
Public Health	12
Humanitarian Response and Disaster Risk Reduction (DRR)	13
Urban Poverty	14
Peace Building	15
Training and Capacity Building	16
Human Resource and Organisational Effectiveness	19
Financial Statements	22
Our Donors	26

About EFICOR

EFICOR is a national relief and development organisation. Formed in 1967, our involvement has evolved over the years including diversified areas such as community development, disaster response and training. Since 1967, we've transformed from a relief wing into a multifaceted force tackling community development and disaster response. Central to our Vision of working towards a just, responsible and compassionate society, we walk alongside the poorest and marginalised communities across India, empowering communities to become resilient and foster lasting change, through our diverse program contributing to Sustainable Development Goals (SDG) 2015-2030. EFICOR also plays an active role in educating, influencing and equipping people to partake in social initiatives by training and capacity-building of individuals, community-based organisation and institutions.

Our approaches are inclusive, demonstrate social and ethical performance, quality response and accountability. Our programs are thoughtfully integrated and designed to comprehensively address the multifaceted needs of the affected populations.



Vision

Working towards a just, responsible and compassionate society.



Mission

- I. Influence and educate for justice and good governance
- II. Facilitate communities towards transformation
- III. Converge and collaborate for responsible social action



Goals

A) Improved Community resilience and quality of life of the vulnerable and needy towards sustainable development.

(Strategic Objectives: Food Security & Livelihood, Public Health, Humanitarian Response & Disaster Risk Management, Sustainable Environment, Anti-Human Trafficking, Urban Poverty & Peace Building).

B) Informed, equipped, and influenced individuals and organisations/ groups engaged with the vulnerable communities towards better life.

(Strategic Objectives: Capacity Building & Research).

C) Diversified resource opportunities for the continuity of the organisational work among the communities.

(Strategic Objectives: Resource Mobilisation)

Our Area of Work



Legends

 FOOD SECURITY & LIVELIHOOD

 PUBLIC HEALTH

 TRAINING & MOBILISATION

 ANTI HUMAN TRAFFICKING

 SUSTAINABLE ENVIRONMENT

 HUMANITARIAN RESPONSE & DRR

 URBAN POVERTY

 PEACE BUILDING

Our Area of Work (Legends)



FOOD SECURITY & LIVELIHOOD

- Chenchu Tribal Development Project - Nagarkurnool District, Telangana
- Heart Tribal Development Project - Badwani District, Madhya Pradesh
- Musahar Sustainable Development Project - East Champaran District, Bihar
- Amrapara Food Security Project - Pakur District, Jharkhand
- Bellary Livelihood Project - Bellary District, Karnataka
- Bhil Tribal Development Project - Pratapgarh District, Rajasthan
- Mawasi Integrated Tribal Development Project - Satna District, Madhya Pradesh
- Youth For Development - Tirunelveli District, Tamil Nadu
- Youth For Development - Bhadradi Kothagudem District, Telangana
- Godda Community Based Water & Food Security Project, Godda District, Jharkhand



PUBLIC HEALTH

- Shweta WASH Project - Andhra Pradesh and Telangana
- Samrudhi Project - Nagpur District, Maharashtra, Tirunelveli District (T.N.) and Bhadradi Kothagudem District, Telangana
- Suposhan Child Nutrition Project - Amravati District, Maharashtra
- Unnati MCH Project - Balangir District, Odisha
- Suraksha Bal Vikas Project - Burhanpur District, Madhya Pradesh
- Punarnirman Health Project - Sahibganj District, Jharkhand



HUMANITARIAN RESPONSE & DRR

Humanitarian Response - Pan India

Disaster Responses -

- Athani Disaster Risk Management & Resilience Project - Belgaum District, Karnataka
- Disaster Risk Management & Resilience Project - Katihar District, Bihar
- Disaster Risk Management & Resilience Project - Madhubani District, Bihar
- Disaster Risk Management & Resilience Project - Samastipur District, Bihar
- Bhoi Community Resilience Project - Puri District, Odisha
- Heat Wave Relief - M.P. & Rajasthan
- Flood Relief - Delhi, H.P., Punjab, Telangana, T.N. & A.P.
- Cold Wave Relief - Delhi
- Cyclone Michaung Relief - A.P. & T.N.



SUSTAINABLE ENVIRONMENT

- Jaberia Integrated Development Project - Damoh District, Madhya Pradesh
- Chhotomollakhali Island Community Resilient Project - South 24 Parganas, West Bengal
- EFICOR- Climate and Community Transformation Project - Samastipur District, Bihar
- District Climate Resilience Project - Madhubani, Katihar, Samastipur, East Champaran Districts of Bihar



TRAINING & MOBILISATION

Pan India



ANTI HUMAN TRAFFICKING

Interception Project - Delhi & NCR



URBAN POVERTY

- Seemapuri Urban Resilience Project - East Delhi
- West Delhi Urban Community Resilience Project - Uttam Nagar, Delhi



PEACE BUILDING

Punarnirman Peace Building Project - Sahibganj District, Jharkhand



Our Networks



Executive Director's Message



M Ramesh Babu
Executive Director, EFICOR

I am pleased to present the Annual Report for 2023-24. In a world where the needs of the vulnerable often go unnoticed, EFICOR has remained steadfast in its mission to sow seeds of hope and transformation. This report, titled "Seeds of Impact," is more than a summary of our achievements; it is a narrative of empowerment. It exemplifies how small beginnings can lead to significant change in the lives of communities driven by determination and perseverance.

Our work is aptly captured by the metaphor of seeds. Each project, initiative, and intervention represents a seed planted in the fertile soil of need. With patience, commitment, and the right resources, these seeds have taken root and blossomed into tangible outcomes. We have consistently focussed on addressing the root causes of poverty and inequality, enabling communities to flourish.

The report highlights EFICOR's significant achievements, which go beyond mere statistics to showcase lives transformed and communities empowered. Despite global challenges like health crises, sociopolitical unrest, conflicts and climate change, we have responded with agility and creativity, providing both immediate relief and fostering long-term resilience. We express our deep gratitude to you our partners and well-wishers for the unwavering support that nourishes these seeds of impact.

May this report inspire you as much as our work has inspired us. Together, we continue to sow seeds of impact, confident that they will yield a harvest of justice, and dignity for all. So we move forward with renewed commitment. May the seeds of impact continue to grow.

With kind regards,

A handwritten signature in blue ink, appearing to read "M Ramesh Babu". The signature is fluid and cursive, with a horizontal line underneath it.

Greetings from Supporting Partners



WAYNE JOHNSON

Executive Director - CEO
Tearfund Canada

Dear Ramesh and friends at EFICOR,

For over 50 of the past 57 years, Tearfund Canada has had the privilege of partnering with EFICOR in serving India's most vulnerable people. Your continued commitment to the community and underserved regions is exemplary. With the negative impacts of our changing climate, the work that you have done in disaster risk reduction is making a difference and being observed by many others. Congratulations and best wishes as you continue to serve the creator.

A handwritten signature in blue ink, appearing to read 'Wayne Johnson', written in a cursive style.



MATTHEW MAURY

Chief Executive Officer
Tearfund Australia

Dear Ramesh,

On behalf of Tearfund Australia, I send our heartfelt congratulations to the Board, management and entire team at EFICOR for 57 years of amazing impact. Together, we celebrate the "Seeds of Impact" that have been planted over the past decades by EFICOR working in communities impacted by poverty and humanitarian challenges.

Tearfund counts it a privilege to be partnering with EFICOR. We value the high organisational integrity and we know that the funds we contribute are managed in a way to achieve maximum positive impact for the vulnerable.

Recently the evaluation of the Community Transformation through Capacity Building Project affirmed the incredible contributions being made by EFICOR through work funded by Tearfund Australia.

We look forward to continued partnership with EFICOR and together celebrating the fruit that comes from "Seeds of Impact".

Yours in partnership,

A handwritten signature in blue ink, appearing to read 'Matthew Maury', written in a cursive style.

Our Impact 2023 - 2024

This report provides an in-depth analysis of the impact our work has had over the past year, spanning 2023-2024. As we review these accomplishments, we also look forward to the future, committed to learning and impacting lives. We are dedicated to sowing seeds of impact that will flourish in the years to come, ensuring that our efforts today pave the way for a just, responsible and compassionate future.

Total Reach

Households

1486790



Individuals

5951812



Livelihood and Food security

- **11,540** families facilitated access to government social security schemes such as Pensions, Public Distribution System, Housing, Toilets, Income Generation Programs through our interventions.
- **1,734** households reported increased household annual income due to increased crop production and alternate livelihood options.
- **6,227** families practicing Climate Adaptive Agriculture as a result of awareness and training sessions given to farmers.
- **11,416** families practicing kitchen gardening contributing to nutritious intake at household level.
- **1,549** families access safe drinking water and domestic use through well deepening.
- **241** active Self-Help Groups (SHG) with total savings of INR **44,11,700**. The SHGs have accessed INR 1,11,12,000 bank loans for income generation. The SHG has disbursed internal loans to 169 members as internal loans for emergency needs and livelihoods.
- **45** families started home-based shops, earning livelihoods without daily labor work.
- **704** families were engaged in cash-for-work in villages through project works which provided employment for the families raising an income between INR 5,000 to 7,000 for each of the families.

From Child Bride to Entrepreneur: Anusha's Journey to Independence and Dignity

Anusha, 21, from Kommanna Palli village, Bhadradi Kothagudem in Telangana, was married off at 15 as the eldest of three children in a poor family. Struggling with the new responsibilities, her health deteriorated, leading to her divorce. After returning to her parents' home, she resisted their attempts to remarry her.



She came to know about the Youth For Development Project of EFICOR and soon became an active member of the youth club organised by the project.

She learned about their livelihood support. As a candidate meeting the criteria of vulnerability, she was provided with materials worth INR 10,000 as seed to start a grocery shop in her village.

Anusha now earns INR200 a day, using part of it to buy new materials and supporting her parents with the rest. This small support has given her not just financial independence but also a sense of dignity and acceptance in her community.

Water, Hope, and Growth: Teji Singh Gond's Farming Revival

Teji Singh Gond, 51, is a daily wage worker from Meghawakhurd village. He is a project participant of the Damoh Watershed and Food Security Project in Damoh in Madhya Pradesh. He has two sons and a daughter. His wife, Buddhi Bai, passed away two years ago from stomach cancer, leaving the family in a tough spot. Despite owning 4.5 acres of



land, a lack of water made farming impossible.

Ten years ago, Teji dug a small pit for rainwater collection, but it wasn't enough to meet the water requirements. Recently, through the Village Watershed Committee, the pit was transformed into an open well, providing water for his crops. With project support, Teji

received training in water budgeting and soil conservation. For the first time, he cultivated two crops—paddy and chickpea using his learning bringing in a profit of huge margin. Teji is thrilled with the improvements in his agriculture and income. He now looks forward to a better life, thanks to the new techniques, skills, and knowledge he has gained.

Public Health

- **36.3%** increase in Antenatal Care visits from baseline reported across our Mother and Child Health Projects.
- **5,662** safe births facilitated in health facilities.
- **916** high-risk pregnant mothers referred to district hospitals and recovered.
- **2,347** children with diarrhea and 949 with pneumonia received treatment timely and recovered.
- Through our interventions promoting sanitation and hygiene, **11,578** households are using toilets, **13,716** households practiced handwashing with soap during critical occasions, reducing the risk of infections, **10,434** households are treating water effectively as prevention against diarrheal diseases.
- **379** children Severely Acute Malnourished children referred to Nutrition Rehabilitation Centres and their health improved.

Umakanti's Triumph

Umakanti Bhoi and her husband, Nirupam Bhoi live in Tankapani, a village in the Balangir district of Odisha and work as daily wage labourers. At 18, Umakanti faced motherhood without adequate knowledge and support, which resulted in complications caused by anaemia.

The Unnati Mother and Child Health project team started visiting Umakanti regularly providing awareness, and other pregnancy related information. They encouraged her to opt for an institutional delivery. On June 17, 2023, she delivered a baby girl weighing 1 kg in a government hospital. Thanks to swift action and specialised care at the Special Newborn Care Unit, the baby's health gradually improved.

The project team provided ongoing support at home, educating Umakanti on kangaroo care and breastfeeding. Their guidance led to life-saving results, with the baby now weighing a healthy 7.1 kg at nine months.



Humanitarian Response and Disaster Risk Reduction (DRR)

- **9,788** families affected by heat waves, cold waves, floods and conflicts were supported with relief across 8 states in India.
- **15,000** disaster-affected families equipped with disaster preparedness plan.
- **974** Task Force members in 60 villages are equipped to help the communities during disaster through early warning, and safe evacuation.
- **1,170** flood prone households can access safe and clean drinking water from **20** high-raised tube wells constructed.
- DRR funds of INR **9,54,499** contributed are saved as contingency funds under the

supervision of Disaster Management Committees (DMC).

- **439** school children trained on school safety plans and preparedness plans on DRR.

Alleviating the suffering of those affected by Disaster



Mrs. Chandini, is a 26-year-old resident of Usmanpur, Delhi. She suffers from 90% disability. In July 2023, Delhi and most parts of North India were affected by severe floods. For those like Chandini, the disaster increased their vulnerability. Her family was trapped as water levels rose to 13 feet. Rescued by the National Disaster Relief Force, they lost their home and all belongings. For five days, they survived by begging until moved to a shelter.

In this situation, the EFICOR task force met Chandini's family during a survey to identify the vulnerable people in the community. As a vulnerable person affected by disaster, she was provided a relief kit containing essential items for a month. This comprehensive kit included food and non-food items for those affected by the disaster.

Upon receiving the relief kit, Mrs. Chandini was moved to tears. She expressed profound gratitude, noting that while people were provided with cooked food in the relief camps, being able to prepare and share meals at home restored a sense of family atmosphere that was deeply meaningful to her. "I am immensely thankful to EFICOR because they included small yet essential items in the relief kit, like the candle and matchstick."

Urban Poverty

- **1,205** persons facilitated access to government entitlements such as widow pension, old age pension, disability pension, ladli yojana, and housing schemes in urban slums of Delhi.

- **3,321** families accessing to proper water and sanitation facilities.
- **155** children at risk have found a safe environment through the child development centers promoting health, hygiene, and safety.
- **315** migrant families have sustainable livelihood options after our project intervention.

Peace Building

- Through our Peace initiatives in Jharkhand, Joint Venture Committees (JVC) comprised of members from the Malto and Santhal communities are working for peace and development in their communities.
- Identifying connectors that bring both communities together, Peace Football Tournaments organised with participation from **72** teams.
- **45** joint venture activities such as pond renovation, cattle vaccination, and football ground levelling were completed through the support of both communities.
- **7,730** plants were planted in each other's land and taken care of mutually by the communities.
- Forest regeneration techniques have led to increase of trees across **613** plots of land covering **593** acres.

Bridging Communities: The Legacy of Rupa Pahadiya

Rupa Pahadiya, 52, was a respected leader in Mathio Mako Village, Sahibganj district of Jharkhand known for fostering harmony between the Malto and Santhal communities. As a village head, religious leader, and advocate for unity, he worked to bridge historical divisions and promote mutual respect. Rupa was a key figure in the Joint Venture Committee and actively encouraged peace and understanding between both communities.

On March 9, 2024, Rupa Pahadiya left this world, leaving behind a legacy that would transcend lifetimes. His passing was not just mourned by his community but felt deeply across the neighbouring Santhal villages as well.



In a heartwarming show of unity, the Santhal community stood alongside their Malto brethren to honor Rupa Pahadiya. His legacy continues to remind both communities that



peace is a tangible reality, achievable through mutual respect. As Rupa said, “It’s not our differences that define us, but our capacity to embrace and uplift one another,” a truth he lived by.

Anti Human Trafficking

Through an interception team, **410** potential/suspected trafficking cases were intercepted at New Delhi railway station and referred to partner organisations working in rescue/legal formalities and rehabilitation.

Training and Capacity Building

The Training and Capacity Building Department has expanded its impact across 18 states, working with different communities and institutions. Through strategic partnerships and dedicated local trainers, we’ve empowered communities to access government schemes, collaborate through faith-based institutions, promote environmental care, and support trauma healing initiatives.

Sahbhagita Training

- The concept of Sahbhagita, meaning “working together,” emphasises collaboration and community engagement for sustainable outcomes.
- Active in **16** districts and **6** clusters, in Jharkhand and Bihar.
- **7,034** individuals (**3,877** Males and **3,157** Females) trained to engage with communities,
- **33,804** people benefitted through various government schemes and community-led initiatives across **976** communities.

Social Worker Training Programme

- Through the Social Worker Training (SWT) program, we trained and equipped **160** (**109** Males & **51** Females) grassroots level individuals to effectively engage in community development in Bihar, Maharashtra and Delhi.
- **46,267** people benefited through the works of SWT trainees who through effective community mobilisation processes are addressing community needs, especially in accessing government schemes.

From Desperation to Stability: Bijay Manji's Journey to a Secure Home in Tikuliya

In Tikuliya, East Champaran, Bihar, most residents work as labourers and often seek construction jobs outside the village. Bijay Manji and his family live in a fragile mud house, which becomes problematic during the rainy season. With limited income, they frequently use half their earnings for makeshift repairs that are insufficient against heavy rains.



Although Bijay Manji and his family were eligible for government assistance under Awas Yojna since 2021, their application was overlooked. Desperate, Bijay migrated to earn money for a new house, leaving his family in a difficult situation. Hiralal, an SWT participant, discovered the issue while surveying Tikuliya and helped eight families, including the Manjis, reapply. In June 2023, they received ₹1,20,000 each for house construction. With this support, Bijay built a secure home, and his family now lives safely, focusing on their livelihoods and saving for the future.

Community Transformation Training Programme

- **6** Community Transformation Training conducted and **171** trained (**120** male and **51** Female). Equipped and empowered trainees effectively engaged in facilitating community transformation through community mobilisation process.

Trauma Healing

- **82** healing groups held through facilitators trained by EFICOR.
- **850** individuals (**354** male and **496** female) attended the workshop.

Creation Care

- Over **15,000** people reached through messages on caring for creation.
- **89** trainers equipped to facilitate workshops on creation care.
- **9,253** children through school awareness programs on caring for the environment leading to formation of green clubs.

A Trainer's Journey



Adam Mahanand from Udalguri District, Assam, was deeply inspired by creation care during his Social Worker training in 2019-20. He came back in 2023 to be trained as a trainer. Talking about his journey, Adam says “Before my experience at EFICOR, I was indifferent to environmental care, seeing it as someone else’s responsibility. But I realised that as a Christian, it’s part of my discipleship to nurture and safeguard

the environment. I decided to do whatever I could.” In the last year, he organised 7 workshops and 8 awareness sessions, leading to notable outcomes - his faith-community adopted banana leaves as plates, reducing plastic usage, cleanliness

drives through which over 100 kg of trash was cleaned, a 100-meter drain was cleaned, 3 schools went plastic-free and school students launched 'Saturdays for Planet'. Tree plantation drives are underway.

We are grateful for people like Adam who continue the ripple effect of caring for creation through their passionate work and commitment.

Human Resource and Organisational Effectiveness

- Payroll: 102 staff (80 male, 22 female)
- Attrition Rate: 1.94%.
- Service Providers: 140 (62 male, 78 female)
- Training: 528 total training days; 40 staff (31 male, 9 female) completed online courses on various topics.
- HR software introduced.
- Core Humanitarian Standard certification renewed (valid from November 22, 2023, to November 21, 2026).

Internships



13 students (**7** male and **6** female) from various colleges and universities completed 1 to 4-week internship programs with EFICOR. Their time with EFICOR and its projects helped them learn about community development work and changed their perspectives on working with communities.

Publications

- **2** Issues of Drishtikone were published during 2023-2024:

1. Generosity Issue 1, 2023
2. Accountability to Communities Issue 1, 2024

- **3,500** copies were printed per issue. It was well-received by



the readers as per the feedback received.



Networking

- The world's biggest climate change conference – the United Nations' annual Conference of Parties, better known as COP28 – was held in the UAE from 30th November to 12th December 2023. Mr. Ramesh Babu, Executive Director of EFICOR along with Mr. Jitu Kumar, Lead- Programmes represented Canadian Food-Grain Bank (CFGB) and spoke in two events.
- The Executive Director, Mr. Ramesh Babu attended the “State Roundtable- Addressing Maternal Nutrition and Management of Low Birth Weight in Odisha” organised by CFNS, August 7, 2023 in Bhubaneswar.



Foreign Visits

- Mr. Jonathan Parmar and Mr. Thangkholun Guite attended the Finance Training in Bangladesh from 17-21 September, 2023.
- Mr. Achelal Yadav, Mr. Sujit Kumar Nayak and Suraj Minz were part of a cross-learning exposure visit to the Terepeza Development Association in Ethiopia from July 24-29, 2023.



Meeting with Government Dignitaries and Partners

- Mr. Ramesh Babu, Executive Director - EFICOR, alongwith Mr. Achhelal Yadav, Master Trainer - EFICOR, meeting with a three times MLA, from Koya Tribe, Smt. D. Anasuya Seethakka, now a Cabinet Minister of Panchayat Raj and Rural Development, Women and Child Welfare.



- Mr. Ramesh Babu, Executive Director - EFICOR, alongwith Mr. Achhelal Yadav, Master Trainer - EFICOR, meeting with with UNICEF at UNICEF office in Hyderabad, Chennai, 14th March, 2024.







- EFICOR has been recognised as one of the Core Organisations on Disaster Management by the National Disaster Management Authority (NDMA).



Financial Statements

THE EVANGELICAL FELLOWSHIP OF INDIA COMMISSION ON RELIEF REGD OFFICE: 1305, BRIGADE TOWER, 135, BRIGADE ROAD, BENGALURU - 560 025 BALANCE SHEET AS AT MARCH 31, 2024						
As at 31.03.2023 (Rs.)	LIABILITIES	SCH	As at 31.03.2024 (Rs.)	ASSETS	SCH	As at 31.03.2024 (Rs.)
48,305,313.77	General Fund	A	49,223,827.47	Fixed Assets		
6,255,537.24	Asset Replacement Fund	B	9,211,787.24	Organisational	L	37,216,595.73
6,170,044.64	Project Asset Fund	C	5,575,318.59	Project	L	5,575,318.59
701,300.00	Corpus Fund	D	701,300.00	Current Assets & Loans & Advances		
5,676,525.41	Endowment Fund	E	5,991,479.41	Advances / Deposits	H	4,797,704.03
	Emergency Relief Fund	F	1,795,483.00	Amounts Receivable	I	991,794.05
	Restricted Funds:	M		Cash & Bank Balances		
10,798,930.55	Awareness Camps / Seminars / Workshops / Meetings / Conferences		16,666,111.60	With scheduled Banks		
10,146,328.44	Rural Development		16,899,715.61	- In Current Account	J	1,346,971.99
21,533,421.65	Relief / Rehabilitation for Victims of Natural Calamities		14,166,625.60	- In Savings Bank Account	J	8,282,424.14
	Current Liabilities	G		- Fixed Deposits	K	62,908,698.00
543,262.01	Amounts Payable		987,858.01			
110,130,663.71			121,119,506.53			121,119,506.53

<p>Place: New Delhi Date : 27.07.2024</p>	<p style="text-align: center;">  MR. BRIJ KISHOR PANDEY PARTNER Memb. No. 537368 </p> <p style="text-align: center;">  KAMG & ASSOCIATES NEW DELHI Chartered Accountants Firm Regn. No. 311027E </p>
<p style="text-align: center;">  DR. SANJAY PATRA CHAIRMAN EFICOR BOARD </p>	<p style="text-align: center;">  MR. MANGALAPUDI RAMESH BABU EXE. DIRECTOR / SECRETARY EFICOR BOARD </p>

Significant Accounting Policies and Notes to Accounts - Schedule 'N'
 In terms of our separate report of even date
For KAMG & ASSOCIATES
 Chartered Accountants
 Firm Regn. No. 311027E

Financial Statements

THE EVANGELICAL FELLOWSHIP OF INDIA COMMISSION ON RELIEF REGD OFFICE: 1305, BRIGADE TOWER, 135, BRIGADE ROAD, BENGALURU - 560 025 INCOME & EXPENDITURE ACCOUNT FOR THE YEAR ENDED MARCH 31, 2024						
For the Year Ended 31.03.2023 (Rs.)	For the Year Ended 31.03.2024 (Rs.)	For the Year Ended 31.03.2023 (Rs.)	Income	Amount (Rs.)	For the Year Ended 31.03.2024 (Rs.)	
			Project Grants			
			Restricted Funds			
			Awareness Camps / Seminars / Workshops / Meetings / Conference			
9,096,955.90	31,890,446.45	10,267,681.00	- Peace Building	10,423,564.01		
18,722,681.10		22,032,831.00	- Capacity Building	26,569,328.49		
622,939.20		1,822,092.00	- Resource Mobilisation	646,319.00	37,659,211.50	
			Rural Development			
30,032,429.91	72,643,784.02	32,681,672.00	- Food Security	41,787,187.00		
35,309,464.41		32,038,817.00	- Public Health	35,965,958.22		
4,198,635.28		5,166,694.50	- Urban Poverty	4,812,710.00	82,565,855.22	
			Relief / Rehabilitation for victims of Natural Calamities			
60,157,820.16	68,628,673.11	63,671,458.50	- Humanitarian Response	58,418,514.73		
7,524,044.40		6,043,350.00	- Anti Human Trafficking	3,807,937.00	62,226,451.73	
			Non Restricted Funds			
6,712,107.76	1,304,139.28	1,230,525.96	- Project Administration	-	1,478,798.99	
			Other Income:			
1,492,626.14	2,048,831.40	3,534,299.69	Bank interest	3,665,686.69		
		15,508.00	Interest from I.T. Department	5,350.00		
4,804,053.39	11,417,641.87	70,301.00	Misc. Income	18,571.00	4,003,198.69	
		96,527.00	Sale of Project Assets	313,591.00		
178,671,757.65	187,933,516.13	178,671,757.65			187,933,516.13	
			Excess of Income over Expenditure c/d			
		4,804,053.39			11,417,641.87	
			Surplus / Deficit appropriated to			
			i) Restricted Funds			
6,234,956.80	5,967,752.05	5,967,752.05	- Awareness Camps / Seminars / Workshops / Meetings / Conferences			
733,999.39	10,414,514.85	10,414,514.85	- Rural Development			
2,314,583.94	(6,071,362.34)	(6,071,362.34)	- Relief / Rehabilitation for Victims of Natural Calamities			
(4,479,466.74)			ii) General Fund			
4,804,053.39	11,417,641.87	4,804,053.39			11,417,641.87	

Significant Accounting Policies and Notes to Accounts - Schedule 'M'
 Schedule M forms an integral part of Income & Expenditure Account

In terms of our separate report of even date
 For KAMG & ASSOCIATES



Firm Regn. No. 311027E
MR. BRIJ KISHOR PAINDI
 PARTNER
 Memb. No. 537368

Place: New Delhi
 Date : 27.07.2024

DR. SANJAY PATRA
 CHAIRMAN
 EFICOR BOARD

MR. MANGALAPUDI RAMESH BABU
 EXE. DIRECTOR / SECRETARY
 EFICOR BOARD

Financial Statements

The Evangelical Fellowship of India Commission on Relief				
ABRIDGED BALANCE SHEET AS ON 31ST MARCH 2024				
Particulars	Current Financial Year		Previous Financial Year	
	Amount	%	Amount	%
Assets				
Fixed Assets	42,791,914.32	35.33%	40,906,161.77	37.14%
Loans & Advances	5,789,498.08	4.78%	3,500,281.34	3.18%
Investments	62,908,698.00	51.94%	48,579,571.40	44.11%
Current Assets	9,629,396.13	7.95%	17,144,649.20	15.57%
Total	121,119,506.53	100.00%	110,130,663.71	100.00%
Liabilities				
General Fund	49,223,827.47	40.64%	48,305,313.77	43.86%
Corpus Fund	701,300.00	0.58%	701,300.00	0.64%
Endowment Fund	5,891,479.41	4.86%	5,676,525.41	5.15%
Asset Replacement Fund	9,211,787.24	7.61%	6,255,537.24	5.68%
Project Asset Fund	5,575,318.59	4.60%	6,170,044.64	5.60%
Emergency Relief Fund	1,795,483.00	1.48%		
Restricted Funds				
Awareness/Meeting/Conference	16,666,111.60	13.76%	10,798,930.55	9.81%
Rural Development	16,899,715.61	13.95%	10,146,328.44	9.21%
Relief / Rehabilitation	14,166,625.60	11.70%	21,533,421.65	19.55%
Current Liabilities	987,858.01	0.82%	543,262.01	0.49%
Total	121,119,506.53	100.00%	110,130,663.71	100.00%

ABRIDGED INCOME & EXPENDITURE ACCOUNT FOR THE YEAR ENDING MARCH 31, 2024				
Particulars	Current Financial Year		Previous Financial Year	
	Amount	%	Amount	%
Income				
Foreign Contribution	175,705,079.23	93.49%	167,777,420.00	93.90%
Indian Contribution	8,225,238.21	4.38%	7,177,701.96	4.02%
Bank Interest	3,665,686.69	1.95%	3,534,299.69	1.98%
Other Income	337,512.00	0.18%	182,336.00	0.10%
Total	187,933,516.13	100.00%	178,671,757.65	100.00%
Expenditure				
Awareness/Meeting/Conference	31,890,446.45	18.07%	28,442,576.20	16.36%
Rural Development	72,643,784.02	41.15%	69,538,529.60	40.00%
Relief / Rehabilitation	68,628,673.11	38.88%	67,681,864.56	38.93%
Project Administration	1,304,139.28	0.74%	6,712,107.76	3.86%
Depreciation on Assets	2,048,831.40	1.16%	1,492,626.14	0.86%
Total	176,515,874.26	100.00%	173,867,704.26	100.00%
Deficit / Surplus	11,417,641.87		4,804,053.39	

"Annual Audit Statement would made available on request"

Summary of Accounting Policies:

Fixed Assets are stated at cost less depreciation.
 Fixed Assets includes Organisational Assets & Project Assets.
 Asset Replacement Fund is for the purpose of replacing the assets whenever need arises.
 Endowment Fund:- Award for a individual with outstanding contribution in development sector and welfare of EFICOR staff
 Emergency Relief fund: Emergency relief fund has been created to respond to the emergency relief as and when required.
 Restricted Fund is for specific purposes or to meet future commitments
 Investments are governed by Section 11(5) & Section 13 of Income Tax Act, 1961.
 Separate Books of Accounts are maintained for Foreign and Local Contribution.
 In general, our accounting is on cash basis.
 Foreign Currency Transactions: Foreign Exchange is converted at the rates applicable on the date of receipt /sale/surrender of the foreign exchange.
 To claim exemption u/s11 of IT Act 1961, EFICOR has utilized 95.41% of Income against the minimum requirement of 85% of Income.

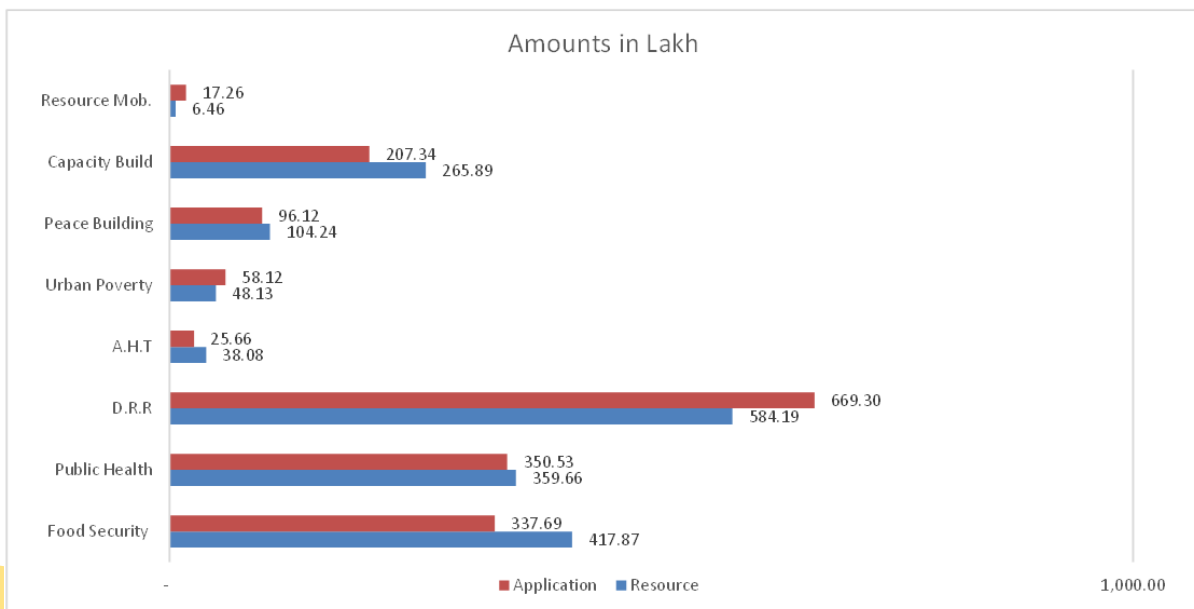
Other Information

Our Auditors:
 M/s. KAMG & ASSOCIATES, Chartered Accountants
 C4/19, Safdarjang Development Area
 New Delhi - 110016, India.
 Email: ca@kamg.in

Our Bankers:
Designated Foreign Contribution Bank Accounts -
Primary designated FC Account - State Bank of India, A/c. No. 40033878514, IFSC Code: SBIN0000691
 SWIFT:SBININBB104.
 Add: 11, Sansad Marg, New Delhi - 110001.
Secondary FC Account-Kotak Mahindra Bank, A/c.No. 6112899594, IFSC: KKBK00046235
 Swift Code KKBKINBBPCP
 Add: B3/63, Janakpuri, New Delhi - 110058.
Local Contribution Bank Accounts :
 State Bank of India, A/c. No. 30647111974,
 IFCS: SBIN001706
 Add: Sagar Tower, District Centre, Janakpuri, New Delhi - 110058
 ICICI Bank, A/c. No.008701047243, IFSC Code: ICIC0000087
 Add: 54-B, Mahatta Tower, B Block Community Centre, Janakpuri, New Delhi - 110058.

Resource Application

	Food Security	Public Health	D.R.R	A.H.T	Urban Poverty	Peace Building	Capacity Build	Resource Mob.
Resource	417.87	359.66	584.19	38.08	48.13	104.24	265.89	6.46
Application	337.69	350.53	669.30	25.66	58.12	96.12	207.34	17.26



Consolidated Resources and Application Statement

RESOURCES	2021-22	2022-23	2023-24	Goal-2 To enhance the resilience and quality of life of the vulnerable and needy				Goal-3 To engage people in issues of justice and responsible living				
	2021-22	2022-23	2023-24	2021-22	2022-23	2023-24	2021-22	2022-23	2023-24	2021-22	2022-23	2023-24
Project related receipts	286,193,846.03	173,724,596.00	182,451,518.45	13,234,067.00	16,441,350.28	-	1,975,277.00	-	-	1,882,083.00	-	-
Other Income / Donation	2,160,009.48	1,230,525.96	1,478,798.99	3,612,779.48	3,849,958.18	-	1,694,465.00	-	-	1,820,446.00	-	-
Bank Interest	3,185,990.81	3,534,299.69	3,671,036.69	4,401,611.08	5,092,331.34	-	2,819,906.50	-	-	622,939.20	-	-
Sale of Project Assets	65,895.00	96,527.00	313,391.00	-	892,205.00	-	-	-	-	-	-	-
Use of Income / Others	33,610.35	35,939.00	33,571.00	-	5,025,555.65	-	-	-	-	2,553,244.24	-	-
Total	301,645,351.68	178,677,528.65	187,925,916.13	18,249,457.56	20,368,107.76	-	11,330,315.86	14,822,492.34	17,255,796.00	17,255,796.00	1,725,796.00	-
APPLICATION	2021-22	2022-23	2023-24	Sub total				Sub total				
Goal-1 To establish a centre of excellence for social transformation	10,512,053.84	12,164,950.01	366,000.00	13,234,067.00	16,441,350.28	-	11,330,315.86	14,822,492.34	17,255,796.00	17,255,796.00	1,725,796.00	-
Training to work with poor	1,245,445.90	350,013.75	-	3,612,779.48	3,849,958.18	-	1,694,465.00	-	-	1,820,446.00	-	-
Penanin Training (Commission India)	14,458.00	-	-	4,401,611.08	5,092,331.34	-	2,819,906.50	-	-	622,939.20	-	-
Workshop on Anti Human Trafficking	2,210,895.95	2,644,895.60	-	4,969,948.87	5,025,555.65	-	3,386,650.00	3,023,354.00	3,023,354.00	2,729,179.16	-	-
Youth For Development	2,895,510.60	839,190.10	-	6,400,590.00	7,524,044.40	-	3,471,619.56	3,521,044.40	3,521,044.40	3,688,514.00	-	-
Restoring Livelihood & Child Safety	145,595.90	-	-	-	1,025,707.00	-	1,025,707.00	4,286,665.58	3,848,006.85	3,848,006.85	-	-
Trauma Healing	136,953.20	-	-	7,520,487.70	18,620,550.08	-	3,516,826.60	4,286,665.58	3,848,006.85	3,848,006.85	-	-
Pre-Program Health Survey	-	-	-	184,212,569.52	18,620,550.08	-	3,516,826.60	4,286,665.58	3,848,006.85	3,848,006.85	-	-
DRR Project	-	-	-	-	189,800.00	-	7,520,487.70	18,620,550.08	18,620,550.08	18,620,550.08	-	-
CCTV Project	-	-	-	-	148,000.00	-	-	-	-	-	-	-
Economic recovery project (Samstpur)	-	-	3,368,807.60	-	148,000.00	-	-	-	-	-	-	-
Kalyanpur DRR Project	-	-	11,890,175.11	-	148,000.00	-	-	-	-	-	-	-
Kalyanpur DRR Project	-	-	109,530.00	-	148,000.00	-	-	-	-	-	-	-
Kathar Disaster Management & Resilience Project	-	-	4,636,797.09	-	148,000.00	-	-	-	-	-	-	-
Bhoi Community Resilience Project	-	-	2,042,730.00	-	148,000.00	-	-	-	-	-	-	-
Chenuchu Tribal Development Project	-	-	2,896,650.88	-	148,000.00	-	-	-	-	-	-	-
Supashan Child Nutrition Project	-	-	3,548,118.88	-	148,000.00	-	-	-	-	-	-	-
Godda Watershed and food security project	-	-	3,465,887.00	-	148,000.00	-	-	-	-	-	-	-
Mushahr Tribal Development Project	-	-	3,964,892.90	-	148,000.00	-	-	-	-	-	-	-
Samruddhi Project	-	-	7,722,486.11	-	148,000.00	-	-	-	-	-	-	-
Atara Integration Community Adaptation Project	-	-	7,993,899.44	-	148,000.00	-	-	-	-	-	-	-
GO/SABA Climate Resilience Project	-	-	7,993,899.44	-	148,000.00	-	-	-	-	-	-	-
Mawas Tribal Development Project	-	-	5,688,387.00	-	148,000.00	-	-	-	-	-	-	-
Community Based Watershed & Food Security Project	-	-	1,556,668.64	-	148,000.00	-	-	-	-	-	-	-
HEART Project	-	-	4,570,529.38	-	148,000.00	-	-	-	-	-	-	-
Pakur Food Security & Livelihood Project	-	-	8,013,844.10	-	148,000.00	-	-	-	-	-	-	-
Youth For Development	-	-	3,227,799.90	-	148,000.00	-	-	-	-	-	-	-
Heat Wave Relief - Phase II	-	-	1,324,391.80	-	148,000.00	-	-	-	-	-	-	-
North India Flood Relief	-	-	5,949,056.00	-	148,000.00	-	-	-	-	-	-	-
India (Tepingana) Flood Relief	-	-	2,227,893.00	-	148,000.00	-	-	-	-	-	-	-
Watershed Project (Iltoran)	-	-	3,789,864.00	-	148,000.00	-	-	-	-	-	-	-
Child Education	-	-	3,882,919.25	-	148,000.00	-	-	-	-	-	-	-
Cyclone Relief (Machhaun)	-	-	5,319,456.00	-	148,000.00	-	-	-	-	-	-	-
TN Cyclone Flood Relief	-	-	1,524,861.00	-	148,000.00	-	-	-	-	-	-	-
Cold Wave FFP Relief	-	-	68,633.00	-	148,000.00	-	-	-	-	-	-	-
Disaster Preparedness For Community	-	-	31,360.00	-	148,000.00	-	-	-	-	-	-	-
Bhoi Tribes Tribal Development Project	-	-	2,386,745.72	-	148,000.00	-	-	-	-	-	-	-
Suraksha Bankas Project	-	-	9,967,542.70	-	148,000.00	-	-	-	-	-	-	-
Bellary Livelihood Project, Karnataka	-	-	2,215,093.91	-	148,000.00	-	-	-	-	-	-	-
Unnathi Other & Child Health Project	-	-	4,210,178.88	-	148,000.00	-	-	-	-	-	-	-
Climate change Knowledge Exchange	-	-	323,656.00	-	148,000.00	-	-	-	-	-	-	-
ICR Knowledge Project	-	-	2,428,383.00	-	148,000.00	-	-	-	-	-	-	-
Samrupur Urban Resilience Project	-	-	3,937,451.00	-	148,000.00	-	-	-	-	-	-	-
Ashta West Dehri Urban CR Project	-	-	1,874,589.10	-	148,000.00	-	-	-	-	-	-	-
Punarnam Project - VH	-	-	3,596,323.99	-	148,000.00	-	-	-	-	-	-	-
Punarnam Project II (SAF)	-	-	2,260,466.90	-	148,000.00	-	-	-	-	-	-	-
Punarnam Video Documentation	-	-	3,518,492.80	-	148,000.00	-	-	-	-	-	-	-
Sustainable Livelihood Project	-	-	236,509.00	-	148,000.00	-	-	-	-	-	-	-
Santation & Hygiene with equity in Tribal areas (SWETA)	-	-	460,261.00	-	148,000.00	-	-	-	-	-	-	-
General Relief	-	-	124,000.00	-	148,000.00	-	-	-	-	-	-	-
Sub Total	17,255,514.39	16,003,049.46	154,107,325.82	257,579,060.11	137,029,928.56	20,368,107.76	289,602,946.70	174,527,578.12	177,506,388.86	177,506,388.86	17,255,514.39	-

Note: Under Coordination/Implementation, the figures cannot be comparable with previous years as we have made

GOALWISE RESOURCES AND APPLICATION STATEMENT

RESOURCES	2021-22	2022-23	2023-24
Goal-1 To establish a centre of excellence for social transformation	24,316,249.93	18,824,057.00	155,215,670.96
Goal-2 To enhance the resilience and quality of life of the vulnerable and needy	257,607,894.61	139,601,992.00	26,589,328.49
Goal-3 To engage people in issues of justice and responsible living	14,274,702.49	15,398,547.00	646,319.00
Coordination / Implementation	5,450,505.65	4,947,161.65	5,461,997.68
Total	301,645,351.68	178,677,528.65	187,925,916.13
APPLICATION	2021-22	2022-23	2023-24
Goal-1 To establish a centre of excellence for social transformation	17,253,514.39	16,003,049.46	154,107,325.82
Goal-2 To enhance the resilience and quality of life of the vulnerable and needy	257,579,060.11	137,029,928.56	20,368,107.76
Goal-3 To engage people in issues of justice and responsible living	11,330,315.86	14,822,492.34	1,725,796.00
Coordination / Implementation	3,440,056.34	6,112,107.76	1,304,139.28
Total	289,602,946.70	174,927,578.12	177,506,388.86

Regular Overseas Donors		
ACC International Relief Inc	Kerk In Actie	World Renew
Canadian Foodgrains Bank	Tearfund Australia	The Hans Foundation
CEDAR Fund	Tearfund U.K	Sign of Hope
ERIKS Development Partner	Tearfund Canada	Pui Shan & Jason
Tearfund Netherlands	UNICEF	

Join us in improving the lives of the poor and marginalised

Join us in improving the lives of the poor and marginalised



SCAN WITH ANY BHIM UPI APP
TO DONATE TO EFICOR

- 10,000/** - will cover the cost of training a Social Worker from rural India.
- 10,000/** - will help support a Self Help Group woman to take up micro-enterprise as an alternate livelihood option.
- 2,000/** - will cover the cost to train a farmer to adopt scientific farming.
- 1,50,000/** - will help support the cost of constructing a water harvesting structure which benefits many families.
- 5,000/** - will help a family to get food security for a month during a disaster period.
- 500/** - will cover the annual subscription fee of Drishtikone magazine for self and another reader.
- 500/** - will support SHG women to be trained on the preparation of organic manure and fertiliser.
- 2,000/** - will help a CBO to be trained on leadership skills, Social Security schemes etc.
- 2,500/** - will help a farmer to get trained on preparing vermi-compost.
- 1,500/** - will cover the cost of formation and strengthening of one Child Parliament in a village.
- 500/** - will help a mother to be trained in ANC, PNC etc.
- 12,000/** - will provide livelihood initiatives for a PwD.
- 10,000/** - will support a woman in slum to get training on an income generation activity.
- 750/** - will help a farmer to plant 10 saplings in his/ her farmland.
- 2,000/** - will help bring awareness among a group of people in a village.

LIST OF BOARD MEMBERS 2023-2024

No.	Name	Gender	Qualification	Role In Org.
1	Dr. Sanjay Patra	M	Phd., CA, M.Com	Chairperson
2	Dr. Mrs. Sonajharia Minz	F	M.Sc. (Maths), M.Phil. and Ph.D.	Vice Chairperson
3	Mr. Thampy Mathews	M	B.Sc, Diploma in Office Organization & Procedures	Treasurer
4	Mr. M Ramesh Babu	M	BA, MSW	Secretary
5	Mrs. Hazel Siromoni	F	Masters in Clinical Psychology	Board Member
6	Mr. George Abraham	M	MA Operations Research	Board Member
7	Ms. Aarti Krupa Kumar	F	B.A(H) Philosophy, St. Stephens College, L.L.B, University Of Delhi	Board Member
8	Rt. Rev. Dr. Paul Noel Walker Swarup	M	Ph.D	Board Member
9	Dr. Priya L. John	F	MBBS, MD, DNB	Board Member
10	Dr. Mathew Santhosh Thomas	M	MBBS, MD	Board Member
11	Rev. Vijayesh Lal	M	MBA, Higher Diploma in Christian Studies	Ex Officio Member
12	Mr. Guithuilung Daime	M	M.Sc., Post graduate in Sustainable Development	Ex Officio Member

My Contact Details

I would like to donate Regularly Monthly Quarterly One time

Name: _____

Address: _____

Contact (Off/Res/Mob): _____

E-mail (O): _____ (P) _____ Signature _____

All donations sent to EFICOR are exempted under section 80 (G) of the IT Act of 1961.

Please mail this form along with your donation to :

EFICOR, 308, Mahatta Tower, 54, B-Block Community Centre, Janakpuri, New Delhi - 110 058, India,
Phone 011-25516383/384/385, +91 8860 999 222 or email your response to hq@eficor.org.

You can also scan or photocopy of this to us at +91 8860 992 299

You can send your contributions through bank transfer directly from any bank located in India to:


EFICOR, State Bank of India Account Number: 30647111974, Sagar Tower, District Centre,
Janakpuri, New Delhi, 110058. IFSC Code SBIN0001706

Or

EFICOR, ICICI Bank Account Number 008701047243,
B block Community Centre, Janakpuri, New Delhi 110058. IFSC Code - ICIC0000087.



SCAN WITH ANY BHIM UPI APP
TO DONATE TO EFICOR



EFICOR is CHS certified by HQAI for the period of 2023-2026 (No. EFICOR-CHS-19-03)

EFICOR is registered under the Karnataka Societies Registration Act, 1960 (Karnataka Act No.17 of 1960) on 30th April 1980.

The registration number is 70/80-81.

EFICOR is registered under the Foreign Contribution Regulation Act, 1976 and the registration number is 231650411,
valid till 31st March 2028.

EFICOR is registered under Section 12 A of the Income Tax Act, 1961, vide Registration No. AAATE0123AE20214 valid till FY: 2025-26

EFICOR is registered under Section 80 G of the Income Tax Act, 1961, vide Registration No. AAATE0123AF20214 valid till FY: 2025-26

EFICOR is registered under Ministry of Corporate Affairs for CSR, vide Registration No. CSR00003371

EFICOR is registered under NITI Aayog (NGO Darpan), vide Registration No. DL/2017/0166229