


# Sahbhagita



**Annual Report**

**2022-2023**





# Contents

Pg.

1	About EFICOR	1
2	Geographical locations of the communities we serve	3
3	From the Executive Director	4
4	Greetings from Supporting Partners	5
5	Our Impact	6
	i) Public Health	6
	ii) WASH	7
	iii) Livelihood and Food Security	8
	iv) Humanitarian Response and Disaster Risk Reduction	9
	v) Urban Poverty	10
	vi) Peace Building	11
	vii) Training	12
6	Publications	15
7	Networking	15
8	CHS Certification	16
9	Financial Statements	17
10	Our Donors	21

## About EFICOR

The Evangelical Fellowship of India Commission on Relief is a national Christian organisation engaged in relief and development work. Formed in 1967, our involvement has evolved over the years, including diversified areas such as community development, disaster response and training. Central to our Vision of working towards a just, responsible and compassionate society, we walk alongside the poorest and marginalised communities across India, empowering communities to become resilient and foster lasting change. EFICOR also plays an active role in educating, influencing and equipping people to partake in social initiatives by training and capacity building of individuals, groups and institutions.

Our approaches demonstrate social and ethical performance, quality response and accountability. Our programs are thoughtfully integrated and designed to comprehensively address the multifaceted needs of the affected populations.

## OUR VISION

Working towards a just, responsible and compassionate society

## OUR MISSION

1. Influence and educate for justice and good governance
2. Facilitate communities towards transformation
3. Converge and collaborate for responsible social action

## Goals:

1. Improved Community resilience and quality of life of the vulnerable and needy towards sustainable development

*(Strategic Objectives: Food Security & Livelihood, Public Health, Humanitarian Response & Disaster Risk Management, Sustainable Environment, Anti-Human Trafficking, Urban Poverty & Peace Building)*

2. Informed, equipped, and influenced individuals and organisations/groups engaged with the vulnerable communities towards better life

*(Strategic Objectives: Capacity Building & Research)*

3. Diversified resource opportunities for the continuity of the organisational work among the communities

*(Strategic Objectives: Resource Mobilisation)*

## Our Networks



# Geographical locations of the communities we serve

2022 - 2023



## FOOD SECURITY & LIVELIHOOD

- Chenchu Tribal Development Project - Kurnool District, Andhra Pradesh
- Heart Tribal Development Project - Badwani District, Madhya Pradesh
- Musahar Sustainable Development Project - East Champaran District, Bihar
- Amrapara Food Security Project - Pakur District, Jharkhand
- Bellary Livelihood Project - Bellary District, Karnataka
- Bhil Tribal Development Project - Pratapgarh District, Rajasthan
- Mawasi Integrated Tribal Development Project - Satna District, Madhya Pradesh
- Youth For Development - Tirunelveli District, Tamil Nadu
- Youth For Development - Bhadradi Kothagudem District, Telangana



## PUBLIC HEALTH

- Shweta WASH Project - Andhra Pradesh and Telangana
- Samrudhi Project - Nagpur District, Maharashtra, Tirunelveli District (T.N.) and Bhadradi Kothagudem District, Telangana
- Suposhan Child Nutrition Project - Amravati District, Maharashtra
- Unnati MCH Project - Balangir District, Odisha
- Suraksha Bal Vikas Project - Burhanpur District, Madhya Pradesh



## SUSTAINABLE ENVIRONMENT

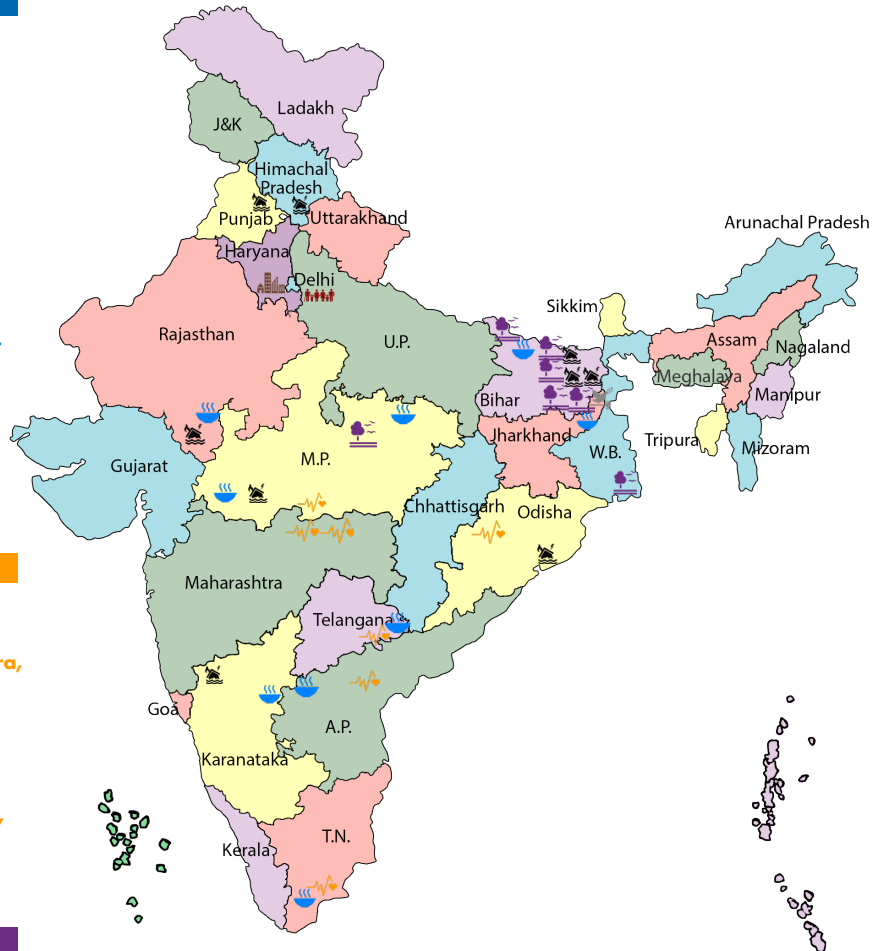
- Jabera Integrated Development Project - Damoh District, Madhya Pradesh
- Chhotomollakhali Island Community Resilient Project - South 24 Parganas, West Bengal
- EFICOR - Climate and Community Transformation Project - Samastipur District, Bihar
- District Climate Resilience Project - Madhubani, Katihar, Samastipur, East Champaran Districts of Bihar



## HUMANITARIAN RESPONSE & DRR

Humanitarian Response - All over India  
Disaster Responses -

- Athani Disaster Risk Management & Resilience Project - Belgaum District, Karnataka
- Disaster Risk Management & Resilience Project - Katihar District, Bihar
- Disaster Risk Management & Resilience Project - Madhubani District, Bihar
- Disaster Risk Management & Resilience Project - Samastipur District, Bihar
- Heat Wave Relief - Rajasthan and Nagpur
- Bhoi Community Resilience Project - Puri District, Odisha



## TRAINING & MOBILISATION

Pan India



## ANTI HUMAN TRAFFICKING

- Interception Project - Delhi & NCR



## URBAN POVERTY

- Seemapuri Urban Resilience Project - East Delhi
- West Delhi Urban Community Resilience Project - Uttam Nagar, Delhi



## PEACE BUILDING

- Punarnirman Peace Building Project - Sahibganj District, Jharkhand



## The Executive Director's Message

EFICOR has been serving the nation for the last 56 years. As a National Christian relief and development organisation, EFICOR has moved from providing Relief to building Resilience among the most needy and marginalised communities irrespective of caste, creed and religion.



It is my joy to present EFICOR's Annual Report for 2022-2023, with a theme "Sahbhagita", which is a Hindi word that means 'partnership' or 'participation'. It is about teamwork. During the year we were privileged to have the support and participation of our valued stakeholders including the government, supporting partners, networking partners, organisations and the communities we work with in our endeavours. Our efforts and successes would not have been possible without their cooperation and commitment to fostering a better society. We owe our achievements to our stakeholders and we look forward to collaborating with them to ensure sustainability in our development efforts.

This Annual Report depicts our achievements of the year 2022-23. During the year, EFICOR reached more than 304,265 vulnerable and socially excluded households in 13 states which included extremely poor and disaster affected families.

The accomplishment of our objectives has been considerably aided by our Board of Directors, Society members, Partners/Supporting partners, the Government, Civil Society Networks and Organisations, Staff, Volunteers, Communities, and Well-Wishers. I am grateful to the EFICOR team for their hard work, devotion, and positive impact on the communities we serve.

We recognise and express our gratitude to everyone who has helped us as we worked towards our goals. We are committed to continue to serve our nation in establishing and strengthening a just, responsible and compassionate society.

As you read the report, we sincerely hope and pray that it inspires and motivates you to continue supporting us. Together, we can achieve more!

Glory be to God.

Thank you.

Sincerely,

A handwritten signature in blue ink, which appears to read "M. Ramesh Babu". The signature is written in a cursive style and is positioned above the printed name.

M. Ramesh Babu,  
Executive Director

## Greetings from Supporting Partners

Dear esteemed members of EFICOR,

Congratulations on reaching the remarkable milestone of your 56<sup>th</sup> anniversary!

EFICOR is more than a partner to the CEDAR fund. We are fighting poverty and injustice together in the impoverished world.

Our partnership is not only limited to disaster relief response but also poverty reduction development, disaster reduction, and peace projects.

EFICOR is always a partner to us, and we can always look at their professionalism, stewardship, mission-driven, and strong working mandate culture with efficiency.

For more than half a century, EFICOR has been a beacon of hope, tirelessly working towards improving the lives of countless families and communities despite all the limitations and difficulties encountered. Your dedication to the betterment of society, coupled with compassion, has been truly inspiring.

Wishing you continued success and fulfillment in all your endeavors. Blessings,



Pui-Si Chan



Dear EFICOR Team,

On behalf of Kerk in Actie, I would like to convey our appreciation for the wonderful partnership with EFICOR. We are grateful that we could be part of the outstanding community-based interventions that EFICOR has had in the last year to bring positive changes in the lives of the most vulnerable. I would like to take a moment to express my sincere appreciation for the tremendous efforts and contributions that the EFCOR team has made towards the shared vision in building a just and sustainable society.

Wishing you all the very best for all your future endeavours.

Best Regards,



Pepijn Trapman  
Chief Operating Officer, Kirk in Actie



## Our Impact (2022 - 2023)

This report looks at the impact of our work over the past year 2022-23, and looks forward to our future as we continue to serve the people of India.

### Public Health

Counselled **2818** pregnant women  
**3537** lactating mothers

**32%** Increase in Antenatal care visits

**12%** Increase in colostrum feeding

**950** High risk pregnancies referred

**297** Severely Acute Malnutrition children referred to Nutrition Rehabilitation Centre (NRC)

**4778** Institutional deliveries supported

**17%** Reduction in diarrhoea

**19%** Reduction in pneumonia

**1161** Children supported for immunisation



### Saving Lives, One Child at a time

Rajesh Sulfi Siva, a 6-month-old baby born into a poor family in Neapanagar Tehsil, Madhya Pradesh, faced health challenges due to his family's difficult circumstances. His father worked as a migrant labourer in Maharashtra, and his mother did not receive proper care, missed prenatal check-ups, and lacked a nutritious diet during pregnancy. Rajesh's birth weight was low, and complications after delivery left him malnourished. EFICOR project addressed his health issues through counselling visits and breastfeeding advice. Rajesh's weight and height were alarmingly low, 2.7 kg and 45 cm. Despite initial hesitation, the project team's guidance and visits led to his admission to the NRC. The NRC care significantly improved Rajesh's health, resulting in a weight increase from 2.7 kg to 6.1 kg and a height increase from 45 cm to 64 cm. The parents expressed their gratitude to EFICOR for transforming their mindset and facilitating Rajesh's treatment.





## WASH

- 81941** Individuals reached through awareness
- 1220** Families access water from high-raised tubewells during floods
- 6100** Hygiene kits distributed
- 500** Frontline workers trained on WASH and DRR through UNICEF
- 21** Anganwadi Centres (AWCs), 8 Schools and 79 Households (HHs) supported for Retrofitting of toilets

### WASH for a healthier living

E Kotamma, a 38-year-old differently-abled resident with her husband and two children in Sunnambatti village of Telangana, faced severe flooding due to the rising Godavari River. Their home, along with the entire village, was submerged, forcing 288 people from 98 families to move to a relief camp 4 km away. Project volunteers educated them on WASH practices during this crisis, emphasising the dangers of open defecation. Mrs. E Kotamma, inspired by the teachings, became an advocate, educating her community upon their return. They utilised hygiene kits from EFICOR-UNICEF, strictly adhering to WASH practices. Grateful for the support, Mrs. E Kotamma now advocates for 'healthy life, disease-free, and happy life' as she continues to promote safe sanitation and hygiene.





# Livelihood and Food Security

**62** New Self Help Groups (SHGs)

**10,11,700** INR saved through SHG

**136** New women entrepreneurs reporting **35%** income increase

**285** Kitchen gardens set up

**575** Farmers supported to practice Conservation Agriculture

**2888** Families accessing government schemes

**1750** People engaged in cash for work

**15** Acres of land treated

**75%** Of trained farmers adopt compost manure and sustainable farming practice

**22** Child Parliaments (CPs) actively functioning with **233** boys and **263** girls

**60%** Decrease in school drop out through the CP



## Transforming Lives Through Skill Empowerment

Tukuna Bhoi, a hardworking labourer in Ichapur Bhoi Sahi village, Puri Odisha, faced financial hardships and lost job opportunities during the COVID-19 pandemic. A broken back from an accident at home hindered his ability to work, causing a financial crisis. EFICOR intervened and provided him with the necessary equipment, transforming his dream of owning a cycle repair shop into a reality. Since opening in 2022, Tukuna has earned 20,000 rupees, contributing significantly to his economic stability. This financial stability has helped support his son's education, covering travel, school fees, and necessary books and materials. Tukuna is grateful for EFICOR's support and encouragement.







## Humanitarian Response and Disaster Risk Reduction

- 2135** Households have access to Early warning system
- 15** Disaster management Committees (DMC) and task force to respond to disasters
- 4425** People trained on disaster preparedness response
- 528476** Rupees saved as contingency fund through DMC
- 16** Gram Vikas Samiti members won Panchayats election (including 9 women)

### Building Community Resilience - A Story of Mangbasti Village

Mangbasti is a small village in Hulagabali Panchayat, Block- Athani, District-Belgaum – Karnataka, consisting of 33 families from marginalised communities. Since January 2023, EFICOR has been working in Mangbasti, forming the Disaster Management Committee, Children Parliament, and Taskforce Groups. The village faces annual floods, with two children dying in 2020 due to lack of support from the panchayat and higher caste people. The main issues faced by families include daily labour, poverty, and unemployment. Despite the government's order to evacuate the village due to its close proximity to the Krishna River, shelters were not provided for the villagers. EFICOR project team formed the Disaster Management Committee to address the issues prevalent during and after the floods and provided a rescue boat. Upon receiving the boat, the community expressed gratitude for the assistance, stating that they no longer depend on the panchayat and other resources to save themselves and others during the floods.





## Urban Poverty

**83** Children in Children Resource Development Centre

**109** Young girls trained in vocational skills

**1004** Minor victims (boys – 852 and girls – 152) were intercepted from various transit locations such as Anand Vihar Bus Terminal and New Delhi railway station

### Urban Poverty

Mrs. Rekha, 33 years old, is the wife of Pawan Kumar, aged 35, and a valued community partner of EFICOR. They reside in B-Block, New Seema Puri colony, Delhi with their two children. Mr. Pawan Kumar, previously employed in a private computer shop, faced unemployment due to the Covid outbreak, resulting in financial strain. During this challenging period, Rekha became a project partner with EFICOR, serving as a Tailoring instructor. Juggling home-based garment stitching, she earned an average of INR 2500 to 4000 monthly. On November 17, 2022, Rekha received a sewing machine through EFICOR's IGA support program. She now stitches jute bags both at home and at the EFICOR Centre, increasing her income by INR 1500-2000. Through EFICOR's advocacy program, Rekha overcame hurdles in obtaining a voter ID card at the SDM office with the team's assistance. This identification not only benefits Rekha but also serves as crucial proof for her children's identity and birth certificates.

Expressing her gratitude, Rekha stated, "I am very happy with the support I received from EFICOR. I can now meet my children's needs and educational expenses, eliminating their deprivation of two meals a day. This support has empowered me as a woman and provides for my family".







## Peace Building

- 2** Peace building workshops conducted
- 19** Joint venture activities - **6** pond digging initiatives, **3** cultural events, **3** sports events, **6** joint meetings for Malto & Santhal groups, and **1** plantation endeavour

### Experiencing the Joy and Peace of harmonious community living

Boke Tudu age 59 years old, wife Sanjhli Marandi age 55 years lives at Jetke Kumharjori with their 2 children. They belong to the Santhal community. Boke is a farmer and owns 7 bighas of cultivable land but due to drought and scanty rainfall, they have not been able to get a good yield. Sometimes even meeting basic needs is a challenge for them.

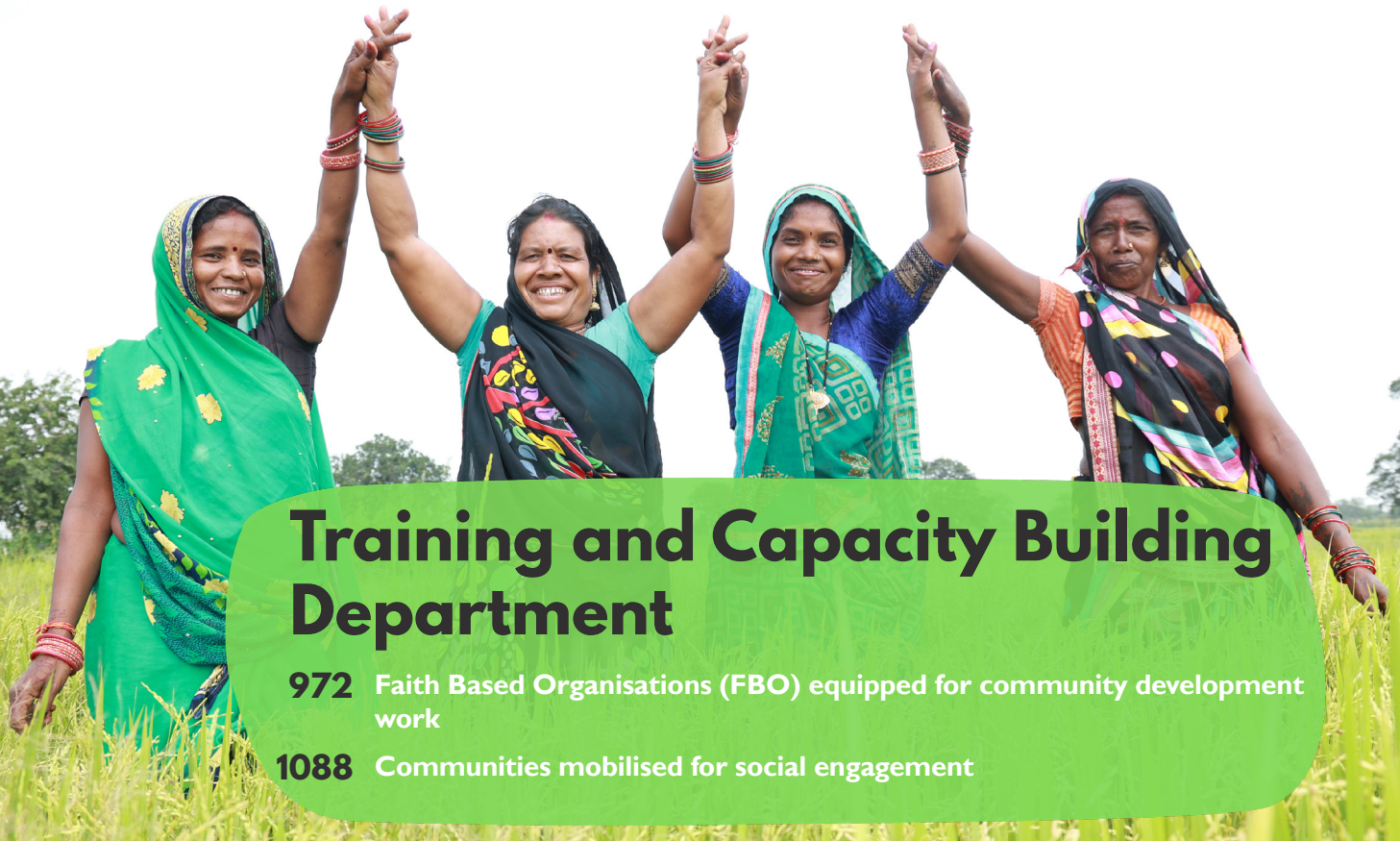
Jetke Kumharjori village is home to both the Malto and Santhal tribal communities. However, due to generational disputes, they had a strained relationship and the interaction was minimal. EFICOR Punarnirman project is a peace-building initiative and promotes activities that bridge the gap between the two communities such as football, dance, agriculture, etc. One such initiative is a joint venture committee formed with members of both communities to promote harmony. Boke Tudu is part of the committee and has had a gradual shift in his acceptance of the Malto community. He has a kitchen garden which he started after attending a training by EFICOR. He grows vegetables for his consumption on a regular basis. In 2022, he decided that he would share his vegetables with Mr Ramesh Pahadia's family who is from the Malto community. This gesture although small is significant and symbolic of the shared resources between two communities who are now learning to live in brotherly love. Both communities now exchange gifts, invite each other to family events, attend religious events together, and so on.





The Training and Capacity Building Department has achieved remarkable strides in creating a profound impact and fostering positive change in the lives of thousands of individuals throughout the country. Through a diverse range of training programs, the Department has successfully engaged with over 972 faith-based organisations that are now well-equipped and driven by a clear vision to work alongside 1088 communities.

The Training and Capacity Building Department continues to play a vital role in empowering and supporting these organisations and communities as they strive to make a meaningful difference in their respective spheres.



## Training and Capacity Building Department

**972** Faith Based Organisations (FBO) equipped for community development work

**1088** Communities mobilised for social engagement

### Empowered to Empower

Roshni, a social worker from Chikhaldhara, works for the YUVA organisation in Maharashtra, facilitating access to government schemes for needy people across eight villages. Due to her lack of knowledge of government schemes, Roshni found her work discouraging and frustrating. Fortunately, she attended a social worker training program in Maharashtra, which changed her attitude and perspective towards the poor. She learned about government schemes and the Right to Information Act (RTI) through the training. After completing the training program, Roshni conducted a survey to identify those who had not received government benefits. She discovered that many children were not receiving scholarships, so she helped write an application for those children. After two months, 176 children started receiving scholarships worth INR 3,16,000/- annually. This achievement encouraged her to continue her work and apply for the Janani Suraksha Yojana on behalf of 30 women, who all received benefits worth INR 18,480,000/- from the government. Roshni also helped 50 people receive benefits under the Balsangopan Yojana, 32 people obtain disability pensions, 200 people get E-Shram cards, and 102 people receive benefits under the National Pension Scheme. In total, Roshni helped people receive government benefits worth INR 22,998,100/-. Reflecting on her work, Roshni said she was glad to be a channel of blessing for many people, and her work has encouraged her to continue facilitating government schemes for those in need.





## Sahbhagita Training

One of our most successful methods for engaging Community-Based Organisations is through the implementation of the Sahbhagita Model, emphasising the concept of 'working together.' As a result, our collective efforts have been greatly amplified, leading to a more profound impact on the communities we serve.



**16** districts, **8** clusters -  
Palamu, Garhwal, and Latehar in Jharkhand;  
Sonbhadra and Bhadohi in Uttar Pradesh; Katihar,  
Patna and Samastipur clusters in Bihar

Sahbhagita implementation in collaboration with  
partners -

**93** districts in **15** states throughout India

**8491** facilitators, training providers and leaders  
trained

**1905** villages/communities and **165,433** individuals  
across **15** states in India reached and benefitted

## Social Worker Training Programme



**3** batches in Chikhaldhara  
(Maharashtra) Dehri-on-Sone  
(Bihar) and Delhi

**78** participants (**34** females and  
**34** males) trained and engaged  
in social initiatives in their  
communities

## Community Transformation Training Programme



**5** batches of Community  
Transformation training

**131** participants (**53**  
females and **78** males)  
successfully completed the  
training



## Trauma Healing - Healing the Wounds of the Heart

**25** people equipped to facilitate mental and emotional well-being sessions

**333** people (**202** females and **131** males) participated in mental and emotional well-being sessions

**98** people (**42** males and **56** females) reported positive changes in their mental and emotional well-being



## Capacity Building on Creation Care

**538** people trained on creation care out of which **88** are children

**61** FBO leaders participated in Regional workshop and **42** people committed to teaching about creation care to their communities

**450** people committed to reduce plastic usage



## Internships

**4** Interns (**1** from Bishop Heber College, Tamil Nadu, **1** from Mizoram University and **2** from Wheaton College USA) underwent EFICOR's Internship Programme






## Publications

EFICOR publishes Drishtikone magazine to educate and influence individuals and organisations to be just, responsible, and compassionate citizens.

1 issue of Drishtikone was published on “Generosity”.

Eco-Sunday and AIDS Sunday resource booklets were also published and sent to over 2000 individuals and organisations.

Apart from Eco and AIDS Sunday, a new initiative was started whereby resource/ awareness materials on important international days were published monthly from April 2022 and it was sent out to about 1500 individuals and organisations.



1. World Malaria Day - 25<sup>th</sup> April 2022.
2. International Day of Living Together in Peace - 16<sup>th</sup> May 2022.
3. World Day of Social Justice – 20<sup>th</sup> February 2023

## Networking

Anti-Human trafficking: EFICOR is an active part of the PUSH (People Uniting to stop Human Trafficking) network and hosts the coordination work.

EFICOR Executive Director attended the UN Climate Conference (COP27) in Sharm-El-Sheikh, Egypt with EFICOR accreditation and were actively involved in organising side events with Renew Our World, Canadian Foodgrains Bank, Tearfund UK and CANSA partners raising media attention on different issues.



## Foreign Visits

1. EFICOR Executive Director Mr. Ramesh Babu and Manager - Programme Quality Mr. Prashant Missal attended the Impact and Innovation Conference organised by Tearfund Canada in Wolatia Sodo, Ethiopia from 24<sup>th</sup> September to 2<sup>nd</sup> October, 2022.



2. EFICOR Executive Director Mr. Ramesh Babu and Lead - Programmes, Mr. Jitu Kumar attended the Seventh Session of the Global Platform for Disaster Risk Reduction (GP 2022) by the United Nations Disaster Risk Reduction Conference (UNDRR) from 23<sup>rd</sup> to 28<sup>th</sup> May, 2022 in Bali, Indonesia.





## Meeting with Government Dignitaries and Partners

The Executive Director attended a conference and panelled the Third National Conference of Engage Disability at HMI, Hyderabad sharing the importance of including PWDs for an inclusive development from 24<sup>th</sup> to 26<sup>th</sup> November, 2022.

EFICOR Executive Director presented the District Climate Resilience Plan, DCRP, a booklet published by EFICOR, to the Honourable Minister of Environment, Forest and Climate Change, Bhupendra Yadav on 22<sup>nd</sup> February, 2023 in Delhi.

EFICOR Executive Director met Mr. Pradeep Kumar Jena, Chief Secretary, and Chief Development Commissioner of Odisha, to brief him about the work of EFICOR on 22<sup>nd</sup> March, 2023, Bhubaneswar, Odisha.

The Executive Director visited Burhanpur & Khandwa projects from 5<sup>th</sup> to 7<sup>th</sup> March, 2023 along with the ERIKS team from Sweden for ERIKS partners meeting.

EFICOR team met with the Minister of State of Minority Affairs of India Shri John Barla to strengthen EFICOR's collaborative efforts with the government.



## CHS Certification

**hqai**

HUMANITARIAN QUALITY ASSURANCE INITIATIVE

THIS IS TO CERTIFY THAT

**THE EVANGELICAL FELLOWSHIP OF INDIA  
COMMISSION ON RELIEF (EFICOR)**

308, MAHATTA TOWER - B-BLOCK COMMUNITY CENTRE  
JANAKPURI, NEW DELHI - 110058, INDIA

complies with the Core Humanitarian Standard on Quality and Accountability (CHS:2014), following the requirements of the CHS Alliance verification scheme. This certificate covers the humanitarian, development and advocacy activities of EFICOR.

**ORIGINAL APPROVAL**

22-11-2019

**CURRENT CERTIFICATE**

22-11-2023

**CERTIFICATE EXPIRY**

21-11-2026



EFICR-CER-19-03

CHS ALLIANCE VERIFICATION SCHEME

CERTIFICATE REGISTRATION NUMBER  
**EFICR-CER-19-03**

DÉSIRÉE WALTER  
EXECUTIVE DIRECTOR

HQAI conducted the certification audit in line with the requirements of ISO/IEC 17065:2012 and examined, on a sample basis, evidence of compliance with the CHS. Use of the Certificate and Logo is subject to terms and conditions specified in the Agreement between the audited party and HQAI. The status of this certificate can be checked on [www.hqai.org/certified](http://www.hqai.org/certified)





# Financial Statements

<b>THE EVANGELICAL FELLOWSHIP OF INDIA COMMISSION ON RELIEF</b> REGD OFFICE: 1305, BRIGADE TOWER, 135, BRIGADE ROAD, BENGALURU - 560 025 <b>BALANCE SHEET AS AT MARCH 31, 2023</b>							
As on 31.03.2022 (Rs.)	LIABILITIES	SCH	As on 31.03.2023 (Rs.)	As at 31.03.2022 (Rs.)	ASSETS	SCH	As on 31.03.2023 (Rs.)
5,17,48,522.74	General Fund	A	4,83,05,313.77		Fixed Assets		
7,01,300.00	Corpus Fund	B	7,01,300.00	3,39,25,922.27	Organisational	K	3,47,36,117.13
41,03,037.24	Asset Replacement Fund	C	62,55,537.24	60,57,905.45	Project	K	61,70,044.64
54,37,910.41	Endowment Fund	D	56,76,525.41				
60,57,905.45	Project Asset Fund	E	61,70,044.64		Current Assets & Loans & Advances		
	Restricted Funds	L					
1,40,93,957.53	Awareness Camps / Seminars / Workshops / Meetings / Conferences		1,07,98,930.55	20,72,406.28	Advances / Deposits	G	25,98,002.07
87,88,880.55	Rural Development		1,01,46,328.44	2,50,694.00	Amounts Receivable	H	9,02,279.27
1,39,21,564.20	Relief / Rehabilitation for Victims of Natural Calamities		2,15,33,421.65				
					Cash & Bank Balances		
					With scheduled Banks		
					- In Current Account	I	6,46,832.35
4,18,987.01	Current Liabilities	F	5,43,262.01	2,25,559.17	- In Savings Bank Account	I	1,64,97,816.85
	Amounts Payable			2,56,30,935.00	- Fixed Deposits	J	4,85,79,571.40
<b>10,52,72,065.13</b>			<b>11,01,30,663.71</b>	<b>10,52,72,065.13</b>			<b>11,01,30,663.71</b>

Significant Accounting Policies and Notes to Accounts - Schedule 'M'

In terms of our separate report of even date

For Ray & Ray  
Chartered Accountants  
Firm Regn. No. 301072E



*(Signature)*  
SAMIR MANOCHA  
PARTNER  
Memb. No. 91479

Place: New Delhi  
Date : 05.08.2023

*(Signature)*  
MATHEW SANTHOSH THOMAS  
CHAIRMAN  
EFICOR BOARD

*(Signature)*  
HAZEL SIROMONI  
TREASURER  
EFICOR BOARD

*(Signature)*  
MANJALAPUDI RAMESH BABU  
EXE. DIRECTOR / SECRETARY  
EFICOR BOARD



# Financial Statements

## THE EVANGELICAL FELLOWSHIP OF INDIA COMMISSION ON RELIEF REGD OFFICE: 1305, BRIGADE TOWER, 135, BRIGADE ROAD, BENGALURU - 560 025 INCOME & EXPENDITURE ACCOUNT FOR THE YEAR ENDED MARCH 31, 2023

As on 31.03.2022 (Rs.)	Expenditure	Amount (Rs.)	As on 31.03.2023 (Rs.)	As on 31.03.2022 (Rs.)	Income	Amount (Rs.)	As on 31.03.2023 (Rs.)
1,92,44,549.29	<b>Project / Programme Expenses</b> <b>Restricted Funds</b> Awareness Camps / Seminars / - Peace Building - Capacity Building - Resource Mobilisation Rural Development - Food Security - Public Health - Urban Poverty Relief / Rehabilitation for victims of Natural Calamities - Humanitarian Response - Anti Human Trafficking <b>Non Restricted Funds</b> - Project Administration <b>Other Expenditure</b> Depreciation Less: Depreciation pertaining	90,96,955.90 1,87,22,681.10 6,22,939.20 3,00,32,429.91 3,53,09,464.41 41,96,635.28 6,01,57,820.16 75,24,044.40 31,19,837.95 16,27,211.81	2,84,42,576.20 6,95,73,371.72 20,64,20,456.42 6,76,81,864.56 67,12,107.76 14,92,626.14	2,02,05,017.89 6,95,73,371.72 21,60,009.48 31,85,990.81 9,269.00 29,341.36 65,895.00 17,86,71,757.65	Project Grants Awareness Camps / Seminars / Workshops / Meetings / Conference - Peace Building - Capacity Building - Resource Mobilisation Rural Development - Food Security - Public Health - Urban Poverty Relief / Rehabilitation for victims of Natural Calamities - Humanitarian Response - Anti Human Trafficking <b>Non Restricted Funds</b> - Project Administration <b>Other Income:</b> Bank interest Interest from I.T Department Misc. Income Sale of Project Assets	1,02,67,681.00 2,20,32,831.00 18,22,092.00 3,26,81,672.00 3,20,36,817.00 51,66,694.50 6,36,71,458.50 60,43,350.00 - 35,34,299.69 15,508.00 70,301.00 96,527.00	3,41,22,604.00 6,98,87,183.50 6,97,14,808.50 12,30,525.96 37,16,635.69 17,86,71,757.65
34,40,056.34 11,49,271.85	Excess of Income over Expenditure c/d	6,01,57,820.16 75,24,044.40	6,76,81,864.56	21,60,009.48		60,43,350.00	6,97,14,808.50
1,27,71,299.63	Excess of Income over Expenditure c/d	31,19,837.95 16,27,211.81	67,12,107.76	21,60,009.48		96,527.00	12,30,525.96
30,16,49,351.68	<b>Surplus / Deficit appropriated to</b> i) Restricted Funds - Awareness Camps / Seminars / Workshops / Meetings / Conferences - Rural Development - Relief / Rehabilitation for Victims of Natural Calamities ii) General Fund	62,34,956.80 7,33,999.39 23,14,563.94	92,83,540.13 (44,79,486.74)	30,16,49,351.68	Excess of Income over Expenditure b/d		48,04,053.39
1,27,71,299.63		48,04,053.39	48,04,053.39	1,27,71,299.63			48,04,053.39

Significant Accounting Policies and Notes to Accounts - Schedule 'M'  
Schedule M forms an integral part of Income & Expenditure Account

In terms of our separate report of even date

For Ray & Ray  
Chartered Accountants  
Firm Regn. No. 301072E  
  
205, Ansal Bhowan  
16-K.G. Marg  
New Delhi-01  
CHARTERED ACCOUNTANTS

Place: New Delhi  
Date : 05.08.2023  
SAMIR MANOCHA  
PARTNER  
Memb. No. 91479

MATHEW-SANTHOSH THOMAS  
CHAIRMAN  
EFICOR BOARD

HAZEL SIROMONI  
TREASURER  
EFICOR BOARD

  
MANGALAPUDI RAMESH BABU  
EXE. DIRECTOR / SECRETARY  
EFICOR BOARD



## Financial Statements

ABRIDGED BALANCE SHEET AS ON 31ST MARCH 2023				
Particulars	Current Financial Year		Previous Financial Year	
	Amount	%	Amount	%
<b>Assets</b>				
Fixed Assets	40,906,161.77	37.14%	39,983,827.72	37.98%
Loans & Advances	3,500,281.34	3.18%	2,323,100.28	2.21%
Investments	48,579,571.40	44.11%	25,630,935.00	24.35%
Current Assets	17,144,649.20	15.57%	37,334,202.13	35.46%
<b>Total</b>	<b>110,130,663.71</b>	<b>100.00%</b>	<b>105,272,065.13</b>	<b>100.00%</b>
<b>Liabilities</b>				
General Fund	48,305,313.77	43.86%	51,748,522.74	49.16%
Corpus Fund	701,300.00	0.64%	701,300.00	0.67%
Endowment Fund	5,676,525.41	5.15%	5,437,910.41	5.17%
Asset Replacement Fund	6,255,537.24	5.68%	4,103,037.24	3.90%
Project Asset Fund	6,170,044.64	5.60%	6,057,905.45	5.75%
<b>Restricted Funds</b>				
Awareness/Meeting/Conference	10,798,930.55	9.81%	14,093,957.53	13.39%
Rural Development	10,146,328.44	9.21%	8,788,880.55	8.35%
Relief / Rehabilitation	21,533,421.65	19.55%	13,921,564.20	13.22%
Current Liabilities	543,262.01	0.49%	418,987.01	0.40%
<b>Total</b>	<b>110,130,663.71</b>	<b>100.00%</b>	<b>105,272,065.13</b>	<b>100.00%</b>

Fixed Assets are stated at cost less depreciation.  
Fixed Assets includes Organisational Assets & Project Assets.

Asset Replacement Fund is for the purpose of replacing the assets whenever need arises.

Endowment Fund:- Award for a individual with outstanding contribution in development sector and welfare of EFICOR staff

Restricted Fund is for specific purposes or to meet future commitments

Investments are governed by Section 11(5) & Section 13 of Income Tax Act, 1961.

Separate Books of Accounts are maintained for Foreign and Local Contribution.

In general, our accounting is on cash basis.

Foreign Currency Transactions: Foreign Exchange is converted at the rates applicable on the date of

receipt/sale/surrender of the foreign exchange.

To claim exemption u/s 11 of IT Act 1961, EFICOR has utilized 96% of Income against the minimum requirement of 85% of Income.

### Other Information

#### Our Auditors:

M/s. Ray & Ray, Chartered Accountants,  
205 Ansal Bhawan, 16, Kasturba Gandhi Marg,  
New Delhi - 110001, India.

Email: smanocha@rayray.in, admin@rayray.in

#### Our Bankers:

**Designated Foreign Contribution Bank Accounts -**  
**Primary designated FC Account** - State Bank of India,  
A/c. No. 40033878514, IFSC Code: SBIN0000691  
SWIFT:SBININBB104.

Add: 11, Sansad Marg, New Delhi - 110001.

**Secondary FC Account**-Kotak Mahindra Bank,  
A/c.No. 6112899594, IFSC: KKBK00046235  
Swift Code KKBKINBBPCP

Add: B3/63, Janakpuri, New Delhi - 110058.

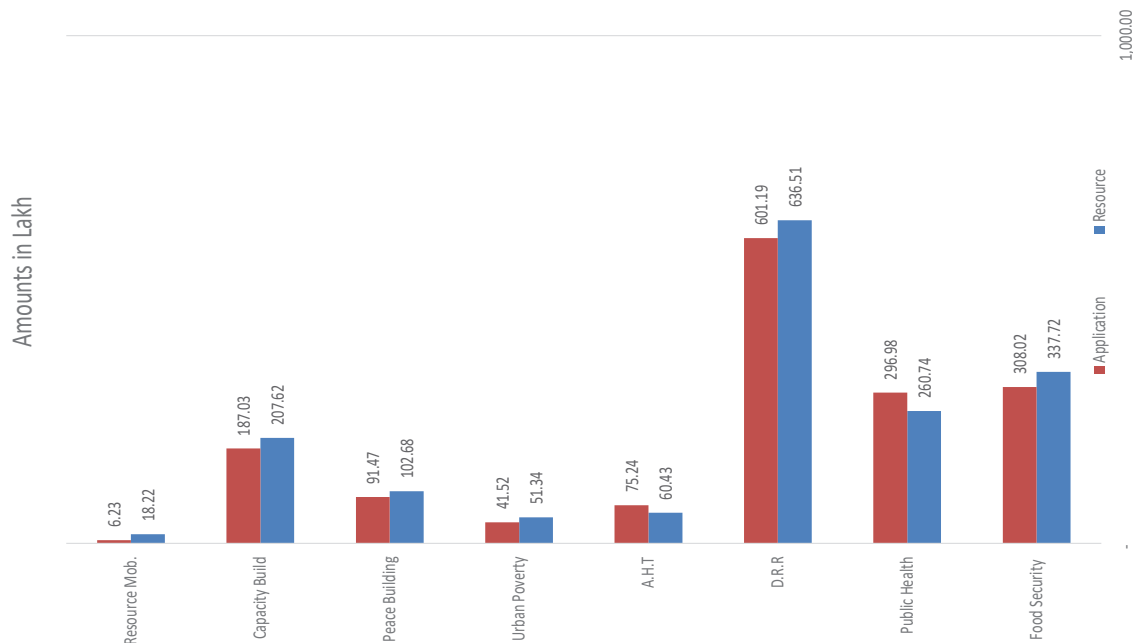
#### Local Contribution Bank Accounts :

State Bank of India, A/c. No. 30647111974,  
IFCS: SBIN001706

ABRIDGED INCOME & EXPENDITURE ACCOUNT FOR THE YEAR ENDING MARCH 31, 2023				
Particulars	Current Financial Year		Previous Financial Year	
	Amount	%	Amount	%
<b>Income</b>				
Foreign Contribution	167,777,420.00	93.90%	285,068,256.31	94.50%
Indian Contribution	7,177,701.96	4.02%	13,290,599.20	4.41%
Bank Interest	3,534,299.69	1.98%	3,185,990.81	1.06%
Other Income	182,336.00	0.10%	104,505.36	0.03%
<b>Total</b>	<b>178,671,757.65</b>	<b>100.00%</b>	<b>301,649,351.68</b>	<b>100.00%</b>
<b>Expenditure</b>				
Awareness/Meeting/Conference	28,442,576.20	16.36%	19,244,549.29	6.66%
Rural Development	69,538,529.60	40.00%	71,698,824.12	24.82%
Relief / Rehabilitation	67,681,864.56	38.93%	193,345,350.45	66.93%
Project Administration	6,712,107.76	3.86%	3,440,056.34	1.19%
Depreciation on Assets	1,492,626.14	0.86%	1,149,271.85	0.40%
<b>Total</b>	<b>173,867,704.26</b>	<b>100.00%</b>	<b>288,878,052.05</b>	<b>100.00%</b>
<b>Deficit / Surplus</b>	<b>4,804,053.39</b>		<b>12,771,299.63</b>	

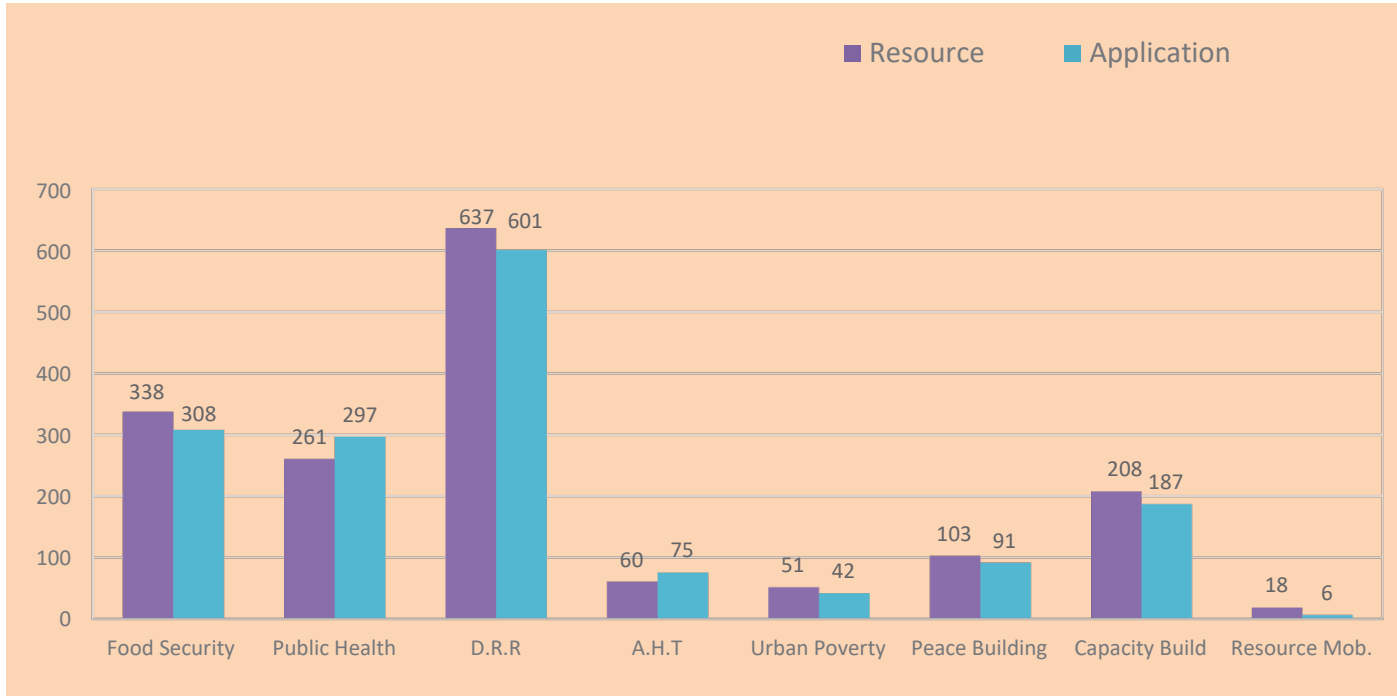
**"Annual Audit Statement would be made available on request"**

## Resource and Application





# Resource and Application



CONSOLIDATED RESOURCES AND APPLICATION STATEMENT			
RESOURCES	2020-21	2021-22	2022-23
Project related receipts	152,269,986.52	296,198,846.03	173,724,596.00
Other Income / Donation	699,290.26	2,160,009.48	1,230,525.96
Bank Interest	2,092,870.68	3,185,990.81	3,534,299.69
Sale of Project Assets	208,095.00	65,895.00	96,527.00
Misc. Income / Others	76,152.00	38,610.36	85,809.00
<b>Total</b>	<b>155,346,394.46</b>	<b>301,649,351.68</b>	<b>178,671,757.65</b>
APPLICATION			
Goal-1 To Establish a centre of excellence for social transformation	2020-21	2021-22	2022-23
Training to work with poor	8,402,665.66	10,512,053.84	12,164,950.01
Parivartan Training (Commission India)	691,184.33	1,248,445.90	350,013.75
Workshop on Anti Human Trafficking	7,000.00	14,458.00	-
Farmers Training workshop	723,669.00	-	-
Youth For Development	1,878,620.00	2,210,895.95	2,648,895.60
Restoring Livelihood & Child Safety	1,228,358.00	2,985,510.60	-
Trauma Healing	-	145,586.90	839,190.10
Pre Program Health Survey	151,220.00	136,563.20	-
Start Free / Stay Free	59,278.00	-	-
<b>Sub total</b>	<b>13,141,994.99</b>	<b>17,253,514.39</b>	<b>16,003,049.46</b>
Goal-2 To enhance the resilience and quality of life of the vulnerable and needy	2020-21	2021-22	2022-23
Emergency Relief	11,531,207.62	13,234,661.00	16,441,350.28
Madhepur DRR Project	2,661,790.52	3,612,779.48	3,849,958.18
DDR Hasanpur	4,243,582.92	4,401,611.08	5,082,331.34
District Resilience Plan (U.P)	1,355,042.00	-	592,205.00
Kalyanpur DMRR Project	-	3,612,229.00	-
EFICOR - Sphere India Project	314,861.00	-	-
Kathar Disaster Management & Resilience Project	6,336,190.22	4,969,948.87	5,025,554.65
Bhol Community Resilience Project	486,534.00	3,386,650.00	3,032,354.00
ChenChu Tribal Development Project	2,854,276.00	2,729,179.16	3,517,937.98
JVI Intervention (Anti Human Trafficking)	3,857,067.00	6,400,590.00	7,524,044.40
Supshhan Child Nutrition Project	-	3,471,619.56	1,025,707.00
Learning Exchange Pilot	-	-	-
Saurya Projecr (FMC)	2,808,825.50	-	-
Musahar Tribal Development Project	3,039,736.80	3,516,826.80	4,286,665.58
Seemarpuri Urban Resilience Project	-	3,451,434.00	3,948,006.85
Samarth Child Nutrition Project	-	7,520,497.70	-
Covid-19 Relief	23,862,571.04	164,212,569.52	18,820,558.08
Jabra Integration Community Adaptation Project	-	-	3,068,417.63
AthaniDisaster Resilient Community Project	-	-	889,800.00
GOSABA Climate Resilience Project	-	-	148,062.00
Expanding Reach Out Of Social Protection	536,550.00	-	-
Parivartan Slum Project (LFCC)	42,000.00	-	-
SPTWD Project	2,236,610.00	-	-
Mawasi Tribal Development Project	-	4,426,228.18	4,477,791.48
Integrated Climate Adaptation Project - Chitrakoot	2,603,977.40	-	-
Bundelkhand Climate Change Project	98,408.00	-	-
Community Based Watershed & Food Security Project	3,169,158.00	3,883,697.50	2,695,179.54
Jeevan Jyoti Mother & Child Health Care Project	1,215,786.30	-	-
Asha Slum Development Project	1,276,447.50	-	204,488.43
Learning Resource Centre	3,776,721.00	1,315,935.00	-
Navjeevan Mother & Child Health Care Project, Jalore	1,026,071.00	-	-
HIV/ AIDS Project	9,936,258.90	8,790,140.98	8,272,199.53
HEART Project	3,558,007.50	4,309,927.42	4,963,196.46
Pakur Food Security & Livelihood Project	5,825,890.70	4,384,179.60	4,011,564.79
Panna & Ajaygarh Mother & Child Health Project	1,902,037.00	-	-
Bhil Tribes Tribal Development Project	3,396,612.88	-	-
Suraksha Balvikas Project	-	1,950,187.40	11,106,584.32
WATSAN Project (UNICEF)	1,971,760.94	3,397,696.34	6,348,709.10
Bellary Livelihood Project, Karnataka	787,710.50	953,795.50	1,776,706.06
Unnati Mother & Child Health Project	4,663,736.70	3,300,361.00	3,729,179.30
Bridge the Gap For Scholarship For Women	-	-	34,140.00
Damoh Community Resilience Project	1,729,408.00	119,276.00	-
Evaluation of Tearfund, Australia Projects	412,002.00	100,000.00	967,346.00
<b>Sub total</b>	<b>122,784,372.64</b>	<b>257,579,060.11</b>	<b>137,029,928.56</b>

Goal-3 To engage people in issues of justice and responsible living	2020-21	2021-22	2022-23
Centre for Policy Studies	1,607,849.00	1,975,277.00	-
Organisational Development	394,106.00	-	-
Leadership Development	-	1,694,455.00	1,882,083.00
Resources Development	-	530,446.00	622,939.20
LCI Evaluation	660,580.00	281,906.50	-
Sahbhagita Training	-	-	2,553,244.24
Make a Change Agent	-	-	208,756.00
Gender Training	-	-	368,514.00
Peace Building	-	-	9,146,955.90
<b>Sub total</b>	<b>3,327,204.47</b>	<b>6,848,231.36</b>	<b>14,782,492.34</b>
<b>Total Programme Cost</b>	<b>141,916,107.10</b>	<b>286,162,890.36</b>	<b>167,815,470.36</b>
Project Administration			
	2020-21	2021-22	2022-23
AGM Board Expenses	-	-	150,134.00
Accommodation Fooded	-	-	401,819.00
Bank Charges	-	12,435.79	84,759.53
Consultancy Fee / Professional Charges	1,087.00	585,763.84	1,168,024.00
General Office Expenses	12,986.50	385,390.00	3,593.44
General Repairs / Replacement	20,411.11	9,522.22	46,006.00
Freight / Transportation	-	-	33,160.00
Honorarium / Hospitality	-	146,724.00	207,887.00
Photo / Publicity / Advertisement/Gen. Office Expenses	-	4,200.00	50,050.00
Postage / Courier	-	52,216.40	23,052.21
Printing / Stationery	-	100.00	161,325.00
Project Expenses	5,000.00	634,600.00	132,431.00
Property Tax	-	60,205.80	3,920.00
Rent	-	95,113.00	183,412.00
Salaries & Benefits	34,473.00	953,634.71	3,275,742.55
Staff Welfare	9,972.00	104,346.00	202,983.00
Subscription Fee / Registration / Membership Fee	22,000.00	374,599.07	406,892.70
Telephone / Internet / Data Card	1,177.00	21,205.51	75,549.32
Travel Expenses / Local Conveyance	-	-	101,367.01
<b>Sub Total</b>	<b>115,506.61</b>	<b>3,440,056.34</b>	<b>6,712,107.76</b>
<b>Total application from the resources</b>	<b>142,031,613.71</b>	<b>289,602,946.70</b>	<b>174,527,578.12</b>

GOALWISE RESOURCES AND APPLICATION STATEMENT			
RESOURCES	2020-21	2021-22	2022-23
<b>Goals:</b>			
Goal-1 To Establish a centre of excellence for social transformation	22,993,978.18	24,316,248.93	18,824,057.00
Goal-2 To enhance the resilience and quality of life of the vulnerable and needy	122,623,611.95	257,607,894.61	139,601,992.00
Goal-3 To engage people in issues of justice and responsible living	6,800,235.69	14,274,702.49	15,298,547.00
Coordination / Implementation	2,928,568.64	5,450,505.65	4,947,161.65
<b>Total</b>	<b>155,346,394.46</b>	<b>301,649,351.68</b>	<b>178,671,757.65</b>
APPLICATION			
Goals:	2020-21	2021-22	2022-23
Goal-1 To Establish a centre of excellence for social transformation	13,141,994.99	17,253,514.39	16,003,049.46
Goal-2 To enhance the resilience and quality of life of the vulnerable and needy	122,784,372.64	257,579,060.11	137,029,928.56
Goal-3 To engage people in issues of justice and responsible living	5,989,739.47	11,330,315.86	14,782,492.34
Coordination / Implementation	115,506.61	3,440,056.34	6,712,107.76
<b>Total</b>	<b>142,031,613.71</b>	<b>289,602,946.70</b>	<b>174,527,578.12</b>



## Our Donors

### Regular Overseas Donors

ACC International Relief Inc  
 Canadian Foodgrains Bank  
 CEDAR Fund  
 Commission Apostolic Trust  
 ERIKS Development Partner  
 Himalayan Alliance  
 Justice Ventures International  
 Kerk In Actie  
 New India Evangelistic Association  
 Tearfund Australia  
 Tearfund New Zealand  
 Tearfund U.K  
 Tearfund Canada  
 World Relief Canada  
 World Renew  
 The Hans Foundation  
 Leonard Cheshire  
 Sign of Hope  
 GNDR  
 Pui Shan & Jason

### Local Donors

Simon Valaparla  
 Santhosh Prajapati  
 Sunita Lodhiya  
 Sandip Nilkantha Khadse  
 Shashikant Raut  
 Nalini Parmar  
 Neena Mohini Williams  
 Yantsuthung Erui  
 Mut Impact  
 Stanley Mehto  
 UNICEF

**Join us in improving the lives of the poor and marginalised**  
***Your contributions will help the poor to lead a better life***

- ₹ 10,000/- will cover the cost of training a Social Worker from rural India.
- ₹ 10,000/- will help support a Self Help Group woman to take up micro-enterprise as an alternate livelihood option.
- ₹ 2,000/- will cover the cost to train a farmer to adopt scientific farming.
- ₹ 1,50,000/- will help support the cost of constructing on water harvesting structure which benefits many families.
- ₹ 5,000/- will help a family to get food security for a month during a disaster period.
- ₹ 500/- will cover the annual subscription fee of Drishtikone magazine for self and another reader.
- ₹ 500/- will support an SHG women to be trained on the preparation of organic manure and fertiliser.
- ₹ 2,000/- will help a CBO to be trained on leadership skills, Social Security schemes etc.
- ₹ 500/- will help a farmer to get trained on preparing vermi-compost.
- ₹ 1,500/- will cover the cost of formation and strengthening of one Child Parliament in a village.
- ₹ 500/- will help a mother to be trained on ANC, PNC etc.
- ₹ 12,000/- will provide livelihood initiatives for a PwD.
- ₹ 10,000/- will support a woman in slum to get training on an income generation activity.
- ₹ 750/- will help a farmer to plant 10 saplings in his/her farmland.
- ₹ 2,000/- will help bring awareness among a group of people in a village.

## Our Board Members

No	Name	Gender	Qualification	Role in Organisation
1	Dr. Mathew Santhosh Thomas	M	MBBS, MD	Chairperson
2	Dr. Mrs. Sonajharia Minz	F	M.Sc. (Maths), M.Phil. and Ph.D.	Vice Chairperson
3	Mrs. Hazel Siromoni	F	Masters in Clinical Psychology	Treasurer
4	Mr. M. Ramesh Babu	M	BA, MSW	Secretary (Executive Director, EFICOR)
5	Mr. David Raju Valeru	M	Masters in Industrial Relations and Personnel Management	Board Member
6	Mr. George Abraham	M	M.A. in Operations Research	Board Member
7	Rev. Dr. Paul Noel Walker Swarup	M	Ph.D.	Board Member
8	Ms. Aarti Krupa Kumar	F	B.A (Hons.) Philosophy, L.L.B	Board Member
9	Mr. Thampy Mathews	M	B.Sc., Diploma in Office Organisation & Procedures	Board Member
10	Dr. Priya L. John	F	MBBS, MD, DNB	Board Member
11	Rev. Vijayesh Lal	M	MBA, Higher Diploma in Christian Studies	Ex - Officio Member
12	Mr. Guithilung Daimei	M	M.Sc. in Sustainable Development	Ex - Officio Member

## My Contact Details

I would like to donate Regularly  Monthly  Quarterly  One time

Name: \_\_\_\_\_

Address: \_\_\_\_\_

Contact (Off/Res/Mob): \_\_\_\_\_

E-mail (O): \_\_\_\_\_ (P) \_\_\_\_\_ Signature \_\_\_\_\_

All donations sent to EFICOR are exempted under section 80 (G) of the IT Act of 1961.

Please mail this form along with your donation to :

EFICOR, 308, Mahatta Tower, 54, B-Block Community Centre, Janakpuri, New Delhi - 110 058, India,

Phone 011-25516383/384/385, +91 8860 999 222 or email your response to [hq@eficor.org](mailto:hq@eficor.org).

You can also scan or photocopy of this to us at +91 8860 992 299

You can send your contributions through bank transfer directly from any bank located in India to:

EFICOR, State Bank of India Account Number: 30647111974, Sagar Tower, District Centre, Janakpuri, New Delhi, 110058. IFSC Code SBIN0001706

Or


EFICOR, ICICI Bank Account Number 008701047243,

B block Community Centre, Janakpuri, New Delhi 110058. IFSC Code - ICIC0000087.



SCAN WITH ANY BHIM UPI APP  
TO DONATE TO EFICOR





EFICOR is CHS certified by HQAI for the period of 2019-2023 (No. EFICOR-CHS-19-03)

EFICOR is registered under the Karnataka Societies Registration Act, 1960 (Karnataka Act No.17 of 1960) on 30<sup>th</sup> April 1980.

The registration number is 70/80-81.

EFICOR is registered under the Foreign Contribution Regulation Act, 1976 and the registration number is 231650411,  
valid till 31<sup>st</sup> March 2028.

EFICOR is registered under Section 12 A of the Income Tax Act, 1961, vide Registration No. AAATE0123AE20214 valid till FY: 2025-26

EFICOR is registered under Section 80 G of the Income Tax Act, 1961, vide Registration No. AAATE0123AF20214 valid till FY: 2025-26

EFICOR is registered under Ministry of Corporate Affairs for CSR, vide Registration No. CSR00003371

EFICOR is registered under NITI Aayog (NGO Darpan), vide Registration No. DL/2017/0166229